


STEELBEAST®

JEI
Solutions
.....
Built for Industry

WELDING & CUTTING TRACTORS



KEEP YOUR PRODUCTIVITY MOVING

CALL 01706 229 490 TO BOOK YOUR DEMONSTRATION NOW OR VISIT WWW.STEELBEAST.CO.UK



MINI SPIDER FILLET WELDING TRACTOR



Continuous welding



Horizontal speed 0-120 cm/min



Vertical speed 0-110 cm/min



Touch placement on either side



Welding in narrow spaces



Weight 7.6 kg



Features & benefits:

- Compact and lightweight design facilitates welding in narrow spaces
- Convenient 18 V DC battery supply (the same battery for both Mini Spider and Gecko Battery)
- LiHD battery ensures maximum power for an extremely long time
- Intelligent battery management for long-lasting battery
- Low-battery indicator
- Closed loop speed control system stabilises travel speed enabling uniform heat input to produce consistently high-quality welds
- Digital LED display for presetting travel speed and diagnostic messages
- Torch placement on either side
- Welding edge to edge (e.g. welding of stiffeners for bridge structures)
- Built-in guide rollers



GECKO BATTERY MOBILE WELDING TRACTOR



18V Battery supply
(110-240 V AC option)



Continuous welding



Dual torch welding



Horizontal speed
0-110cm/min (0-43.3/min)



Dual arc ignition



Min. path convex radius
1000mm (3.5ft)



Min. path concave radius
1000mm (3.5ft)



Weight 8.6 kg



Features & benefits:









- Compact, lightweight design with durable aluminum cast housing
- Convenient 18 V DC battery supply (the same battery for both Mini Spider and Gecko Battery)
- LiHD battery ensures maximum power availability for an extremely long time
- Intelligent battery management for long-lasting battery
- Digital speed control and stabilisation for high quality welds
- Multifunctional LED display to present travel speed, units and diagnostic messages
- Precise torch adjustment with screw drive cross slide
- Capable of carrying and controlling two torches
- Automatic arc on/off system initiates welding and travel, simultaneously
- Optional accessories make Gecko Battery fit for various applications with carbon steel, stainless steel and aluminum



GECKO COMPACT WELDING TRACTOR

42V AC version available




-  Continuous welding
-  Dual Torch welding
-  Horizontal speed
0-110cm/min
-  Vertical speed
0-100cm/min
-  Dual arc ignition
-  Min. path convex radius
600mm
-  Min. path concave radius
800mm
-  Weight 8 kg



Features & benefits:









- Compact, lightweight design with durable aluminum cast housing
- Closed loop speed control system stabilises travel speed enabling uniform heat input to produce consistently high-quality welds
- Ability to pre-set the torch activation time before and after the tractor travel for better filling of the weld seam at both ends
- Reduce wasted filler metal - eliminates over welding
- Multifunctional LED display to present travel speed, units and diagnostic messages
- Precise torch adjustment with screw drive cross slide
- Capable of carrying and controlling two torches
- Convenient Power Supply 115-230 V, 50-60 Hz or 42 V, 50-60 Hz



LIZARD PROGRAMMABLE WELDING TRACTOR

42V AC version available



-  Continuous welding
-  Stitch welding
-  Dual arc ignition
-  Angular oscillation
-  Dual torch welding
-  Min. path convex radius
1500 mm
-  Min. path concave radius
1500mm
-  Programmable device with up to
40 welding programmes

Features & benefits:

- Up to 40 complete programmes may be stored to repeat optimum welding procedures
- Closed loop speed control system stabilises travel speed enabling uniform heat input to produce consistently high-quality welds
- Works in continuous or stitch welding modes
- Multifunctional LCD display and 2-function buttons for programming of selected welding patterns and parameters such as weld length, distance between welds, reverse fill, crater fill time and others
- Lizard travels at full speed between stitches, which saves valuable welding time.
- Optional torch oscillator produces weave welds
- 4-wheel drive magnetic traction permits out of position use
- Compact, lightweight design with durable aluminum cast housing
- Capable of carrying and controlling two torches
- Automatic arc on/off system initiates welding and travel, simultaneously
- Power Supply 115-230 V, 50-60 Hz or 42 V, 50-60 Hz




SCORPIO

CORDLESS WELDING TRACTOR



Features & benefits:



- Convenient 18 V DC battery supply
- LiHD battery ensures maximum power availability for an extremely long time
- Intelligent battery management
- Compact and lightweight design
- Programmable stitch welding
- Back welding and crater fill
- Closed loop speed control system enables uniform heat input to produce consistently high-quality welds
- LED monitoring system
- Overload protection
- Limit switches



DRAGON


CUTTING TRACTOR FOR OXY-FUEL

42V AC version available



DRAGON HS

CUTTING TRACTOR FOR PLASMA

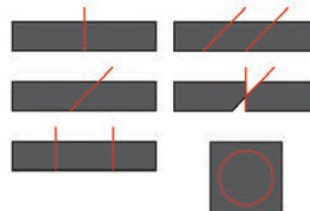



Features & benefits:

- Cutting and beveling up to 45° (also parallel by means of 2 torches)
- Digital speed control and stabilisation for high quality cuts
- LED display with readout of actual and set speed, and report messages
- Runs on a rail or directly on a workpiece
- Quick drive release switch for easy re-positioning
- Wide assortment of optional accessories like machine barrel torch holders, manifolds, circle cutting attachment make it useful for variety of applications.
- Convenient Power Supply 115–230 V, 50–60 Hz
- The 42V AC version is also available

DRAGON BATTERY

CORDLESS CUTTING TRACTOR



RAIL BULL

TRACK WELDING TRACTOR WITH OSCILLATOR



42V AC version available



Continuous welding



Horizontal speed
0-120 cm/min



Vertical speed
0-110 cm/min



Min. path convex radius
5000 mm



Min. path concave radius
5000 mm



Linear oscillation with trapezoid and straight line paths



Features & benefits:

- Compact, lightweight design with durable aluminum cast housing
- Closed loop position control system based on electric motor with encoder ensures increased accuracy of speed and positioning
- Integrated linear oscillator for weave welding and overlay
- Multifunctional LCD display shows process parameters and warnings
- The tracks that can be clamped to ferrous materials with magnetic units and to non-ferrous materials by means of vacuum track system incl. vacuum pump and vacuum units.
- The minimum curvature radius required is 5 m
- Ready to work in both vertical and horizontal positions
- Convenient power supply 115-230 V, 50-60 Hz or 42 V, 50-60 Hz



RAIL TUG

TRACK WELDING AND CUTTING TRACTOR



Continuous welding



Horizontal speed
10-200 cm/min



Vertical speed
10-200 cm/min




Hi Flex Track
min OD 1500 mm



Min. path convex radius for semi-flexible tracks is 5 m



Ring tracks from 200 mm OD up to 3 m OD



Features & benefits:

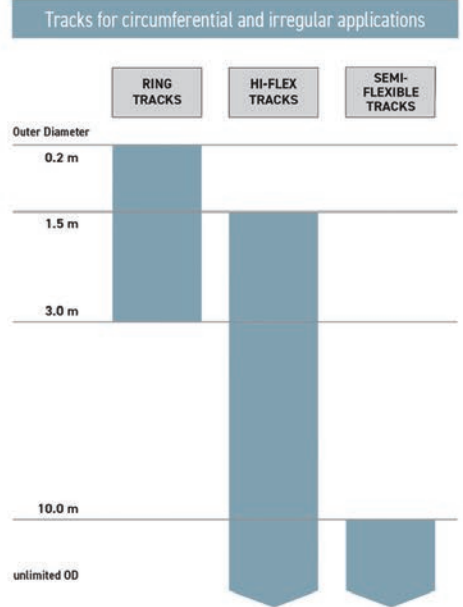
- Compact, lightweight design
- Closed loop speed control system stabilizes travel speed enabling uniform heat input to produce consistently high-quality welds and cuts
- Digital LED display for pre-setting travel speed
- Suitable for variety of circumferential and irregular surface applications down to minimum radius of 100 mm (4")
- Precise torch adjustment with screw drive cross slide
- Automatic arc on/off system initiates welding and travel, simultaneously
- Oxy-fuel and plasma cutting possible with optional accessories
- Convenient power supply 115-230 V, 50-60 Hz




TRACKS FOR RAIL TRACTORS

Promotech offers a wide range of tracks suitable for straight line, circumferential and irregular surface applications down to min. radius of 100 mm. The tracks can be fixed on both ferrous and non-ferrous materials by means of magnetic or vacuum units. Single track sections can be joined together to accomplish the required working track length.

- ✓ **RING TRACKS** for Rail Titan and Rail Tug
For circumferential applications from 200 mm OD up to 3000 mm OD
Ring tracks can be equipped with various supports depending on the customer's needs.
- ✓ **HI FLEX TRACKS** for Rail Titan and Rail Tug
For lots of circumferential and irregular applications down to 750 mm radius.
- ✓ **SEMI-FLEXIBLE TRACKS** for Rail Titan, Rail Tug and Rail Bull
For straight line and irregular surface applications. It can be flexed to minimum radius of 5 m without permanent deformation.
- ✓ **RIGID TRACKS** for Rail Titan, Rail Tug and Rail Bull
For straight line applications and for going beyond workpiece and continuous welding edge to edge.
- ✓ **V-TRACKS** for Dragon and Dragon HS
Customised tracks for thermal cutting tractors.



RAIL TITAN MODULAR TIG-MIG-MAG WELDING AND CUTTING RAIL TRACTOR



Features & benefits:

- Robust design with die-cast aluminum housing
- Suitable for TIG welding (HF resistant)
- Advanced closed loop position control system based on electric motor with high resolution encoder ensures increased accuracy of speed and positioning
- Ergonomic remote control pendant with simple and easy to find control knobs makes adjustments possible without lifting of the operators welding hood
- Programmable path of stitch welds
- Suitable for variety of circumferential and irregular surface applications down to minimum radius of 100 mm (4")
- Seam tracking enables active compensation of torch position vertically and horizontally with and without oscillation
- Suitable for all welding positions on both ferromagnetic and non-ferromagnetic materials
- Signal sockets/plugs feature increased HF immunity and improved grip for easier tightening & loosening
- Wide input voltage range: 100-240V, 50-60Hz 1ph (single phase)




- Continuous welding**
- Stitch welding**
- Linear oscillation with trapezoid, triangle, square and straight line paths**
- Horizontal speed 0-250 cm/min**
- Vertical speed 0-250 cm/min**
- Hi Flex Track min OD 1500mm min ID 3400mm**
- Min. path convex radius for semi-flexible tracks is 5m**
- Ring tracks from 200mm OD up to 3m OD**



WIRE FEEDER BOOMS

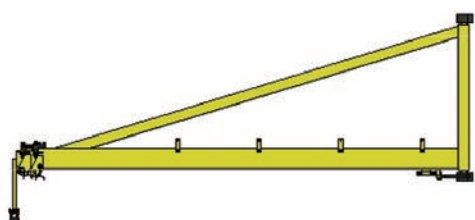
HIGHLY USEFUL DEVICES THAT IMPROVE ERGONOMICS AND INCREASE FLEXIBILITY OF WELDING STATIONS.

MAIN FEATURES AND BENEFITS:

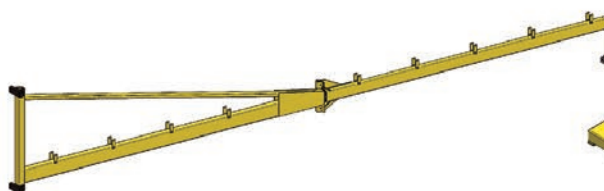


- ✓ Extended workspace
- ✓ More freedom of movement over significantly larger area comparing to the traditional setup
- ✓ No wires on the floor
- ✓ No mess of tangled cables that in extreme cases can be outright dangerous
- ✓ More convenient welding of bigger and complex constructions
- ✓ Simple and robust device
- ✓ Can be easily mounted to the construction elements of the production halls with no need for any additional infrastructure
- ✓ Permissible load: up to 50 kg

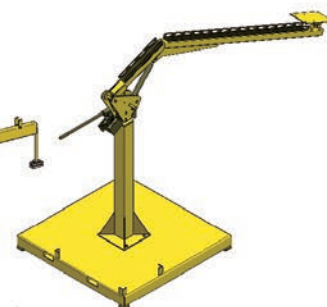
EXTENDED WORKSPACE AND MORE FREEDOM OF MOVEMENT



Wall mounted telescopic wire feeder boom




Wall mounted pivot wire feeder boom



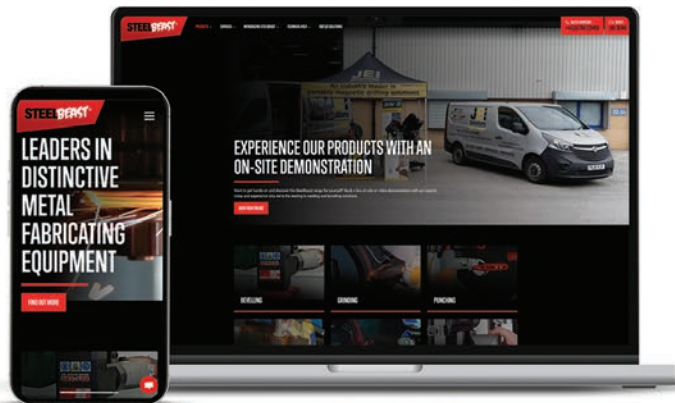
Hydraulic wire feeder boom

JEI & SteelBeast®

VISIT OUR WEBSITE FOR COMPLETE PRODUCT INFORMATION, UPDATES, AND LATEST NEWS



jeiuk.com




steelbeast.co.uk

UK HQ: +44 (0) 1706 229490
sales@jeisolutions.co.uk
www.jeiuk.com

Unit 21, Empire Business Park,
Enterprise Way,
Burnley,
Lancashire.
BB12 6LT,
UK

Authorised Distributor:



Keep up to date with everything at JEI.

GET THE LATEST UPDATES FROM JEI

To subscribe to our mailing list simply scan the QR code. You will receive the latest news on everything from brand new, revolutionary solutions to all of our local work in the community.

