

STEELBEAST®

RING TRACK




HI-FLEX TRACK



SEMI-FLEXIBLE TRACK



RIGID TRACK



TRACKS & ACCESSORIES

TABLE OF CONTENTS

Tracks for rail tractors	4
Ring tracks	5
Hi-Flex track	6
Accessories for Hi-Flex track	7
Semi-flexible track	8
Rigid track	9
Accessories for rigid and semi-flexible tracks	10
V-track	11
Flexible track	12
Accessories for flexible track	13
Flexible trackway	14
Accessories for flexible trackway	16
Magnetic unit	17
Heat-resistance magnetic unit	18
Lightweight magnetic unit	19
Narrow magnetic unit with hexagon	20
Pivoting magnetic unit	21
Spacing-adjustable magnetic unit	22
Units/tracks at a glance	24
Tractors/tracks at a glance	25
Accessories for rail tractors at a glance	26
Accessories for wheel tractors at a glance	27
Vacuum modular unit	28
Vacuum track system	29
Accessories for vacuum track system at a glance	30
Hi-Flex track configured for vacuum system	31
Semi-flexible track configured for vacuum system	32
Rigid track configured for vacuum system	33
Flexible trackway configured for vacuum system	34

STEEL BEAST



TRACKS FOR RAIL TRACTORS

Promotech offers a wide range of tracks suitable for straight line, circumferential and irregular surface applications down to min. radius of 100 mm (4"). The tracks can be fixed on both ferrous and non-ferrous materials by means of magnetic or vacuum units. Single track sections can be joined together to accomplish the required working track length.

■ Ring tracks

For circumferential applications from 200 mm OD up to 3000 mm OD (from 8" to 10 ft.)
Ring tracks can be equipped with various supports depending on the customer's needs.

■ Hi Flex tracks

For lots of circumferential and irregular applications down to 750 mm (30") radius.

■ Semi-flexible tracks

For straight line and irregular surface applications. It can be flexed to minimum radius of 5 m (16 ft) without permanent deformation.

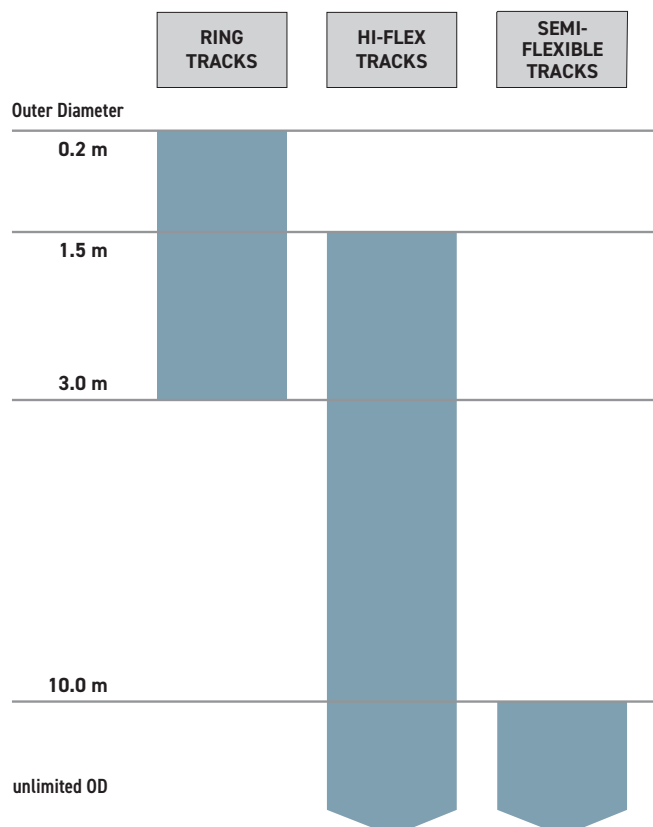
■ Rigid tracks

For straight line applications and for going beyond workpiece and continuous welding edge to edge.

■ V-tracks

Customized tracks for Dragon, Dragon HS and Dragon Battery cutting tractors.




Tracks for circumferential and irregular applications





RING TRACKS

- For circumferential applications from 200 mm OD up to 3000 mm OD (from 8" to 10 ft)
- Consists of either two or four segments depending on the workpiece diameter
- Nominal OD diameter can be adjusted upwards by 50 mm
- Nominal OD diameter can be adjusted downward by 50 mm by means of optional bracket for ring track supports
- Can be fixed on both ferrous and non-ferrous materials by means of 3 types of supports

Applicable for:




Ref.	Product code	Description
1	See tables on the right	Ring tracks
2	WSP-0654-11-00-00-0	Support with bolts
3	WSP-0654-13-00-00-0	Support with magnets
4	WSP-0654-12-00-00-0	Support with plastic feet
5	DYS-0523-14-14-00-0	Bracket for ring track supports to expand pipe diameter range by 50 mm downwards



Min. pipe OD between 200 mm and 1000 mm

Pipe outer diameter		Product code	Ring segments	Ring track supports required
Min. [mm]	Max. [mm]			
200	250	TRO-0523-14-00-00-0	2	4
250	300	TRO-0523-78-00-00-0	2	4
300	350	TRO-0523-20-00-00-0	2	4
350	400	TRO-0523-21-00-00-0	2	4
400	450	TRO-0523-23-00-00-0	2	6
450	500	TRO-0523-24-00-00-0	2	6
500	550	TRO-0523-25-00-00-0	2	6
550	600	TRO-0523-26-00-00-0	2	6
600	650	TRO-0523-22-00-00-0	2	6
650	700	TRO-0523-28-00-00-0	2	6
700	750	TRO-0523-29-00-00-0	2	6
750	800	TRO-0523-30-00-00-0	2	6
800	850	TRO-0523-31-00-00-0	2	6
850	900	TRO-0523-32-00-00-0	2	6
900	950	TRO-0523-33-00-00-0	2	8
950	1000	TRO-0523-34-00-00-0	2	8
1000	1050	TRO-0523-35-00-00-0	2	8



Min. pipe OD between 1050 mm and 2000 mm


Pipe outer diameter		Product code	Ring segments	Ring track supports required
Min. [mm]	Max. [mm]			
1050	1100	TRO-0523-36-00-00-0	3	9
1100	1150	TRO-0523-37-00-00-0	3	9
1150	1200	TRO-0523-38-00-00-0	3	9
1200	1250	TRO-0523-39-00-00-0	3	9
1250	1300	TRO-0523-40-00-00-0	3	9
1300	1350	TRO-0523-41-00-00-0	3	12
1350	1400	TRO-0523-42-00-00-0	3	12
1400	1450	TRO-0523-43-00-00-0	3	12
1450	1500	TRO-0523-44-00-00-0	3	12
1500	1550	TRO-0523-45-00-00-0	3	12
1550	1600	TRO-0523-46-00-00-0	3	12
1600	1650	TRO-0523-47-00-00-0	3	12
1650	1700	TRO-0523-48-00-00-0	3	12
1700	1750	TRO-0523-49-00-00-0	3	12
1750	1800	TRO-0523-50-00-00-0	3	12
1800	1850	TRO-0523-51-00-00-0	3	12
1850	1900	TRO-0523-52-00-00-0	3	15
1900	1950	TRO-0523-53-00-00-0	3	15
1950	2000	TRO-0523-54-00-00-0	3	15
2000	2050	TRO-0523-55-00-00-0	3	15

Min. pipe OD between 2050 mm and 3000 mm

Pipe outer diameter		Product code	Ring segments	Ring track supports required
Min. [mm]	Max. [mm]			
2050	2100	TRO-0523-56-00-00-0	4	16
2100	2150	TRO-0523-57-00-00-0	4	16
2150	2200	TRO-0523-58-00-00-0	4	16
2200	2250	TRO-0523-59-00-00-0	4	16
2250	2300	TRO-0523-60-00-00-0	4	20
2300	2350	TRO-0523-61-00-00-0	4	20
2350	2400	TRO-0523-62-00-00-0	4	20
2400	2450	TRO-0523-63-00-00-0	4	20
2450	2500	TRO-0523-64-00-00-0	4	20
2500	2550	TRO-0523-65-00-00-0	4	20
2550	2600	TRO-0523-66-00-00-0	4	20
2600	2650	TRO-0523-67-00-00-0	4	20
2650	2700	TRO-0523-68-00-00-0	4	20
2700	2750	TRO-0523-69-00-00-0	4	20
2750	2800	TRO-0523-70-00-00-0	4	20
2800	2850	TRO-0523-71-00-00-0	4	20
2850	2900	TRO-0523-72-00-00-0	4	20
2900	2950	TRO-0523-73-00-00-0	4	20
2950	3000	TRO-0523-74-00-00-0	4	20
3000	3050	TRO-0523-75-00-00-0	4	20

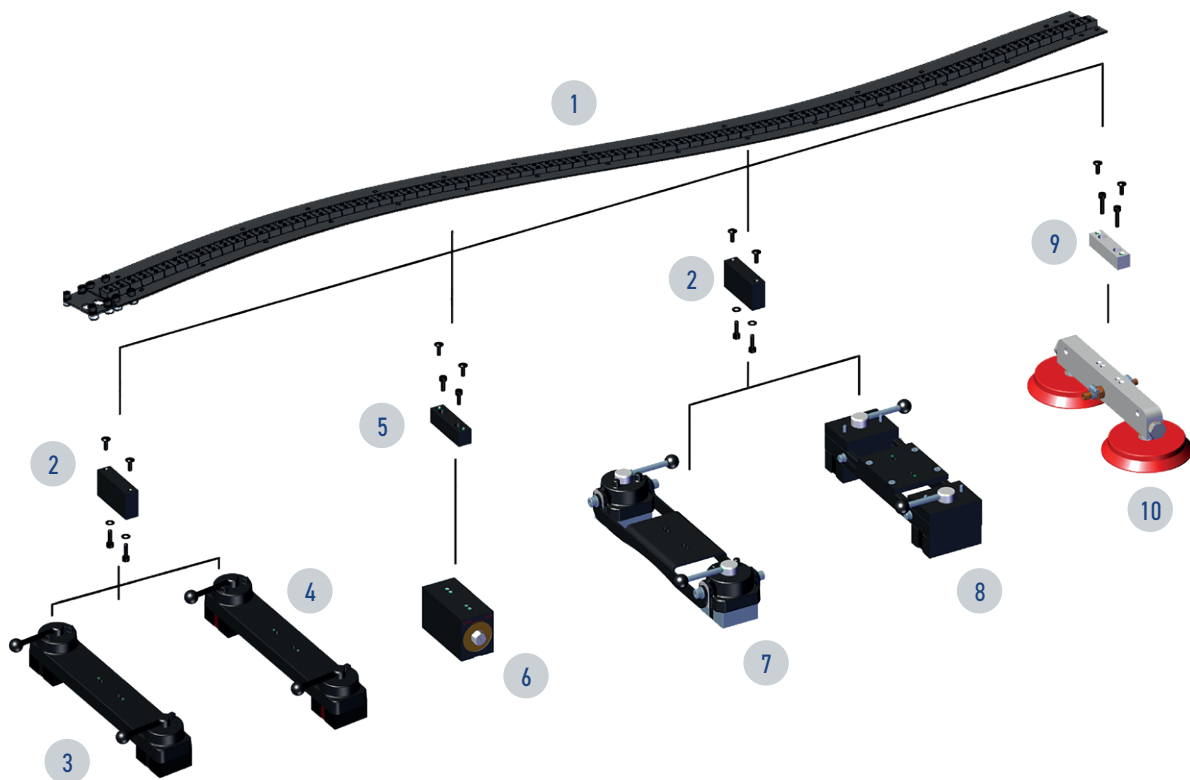
HI-FLEX TRACK

- For circumferential, irregular and straight line applications
- Minimum curve radius on convex surface is 0.75 m (30")
- Minimum curve radius on concave surface is 1.7 m (67")
- Minimum OD 1.5 m (60") for external run
- Length of a single rail 1.52 m (5 ft)
- The maximum number of units is 15 pcs (if narrow magnetic units are in use)
- Joinable for unlimited run length
- Can be fixed on both ferrous and non-ferrous materials by means of magnetic or vacuum units to allow travel in any plane or position



Min OD	Rail Titan	1500 mm
	Rail Tug	1500 mm

Min ID	Rail Titan	3400 mm
	Rail Tug	3400 mm



Ref.	Product code	Description
1	TRO-0673-00-00-00-0	Hi-Flex Track min OD 1500 mm
2	DYS-0482-19-00-00-0	Bracket for magnetic unit for semi-flexible track and Hi-Flex track
3	ZSP-0475-92-00-00-0	Magnetic unit
4	ZSP-0475-93-00-00-0	Heat-resistant magnetic unit
5	DYS-0582-10-00-00-0	Bracket for magnetic narrow unit for semi-flexible track and Hi-Flex track
6	PDS-0582-10-00-02-0	Narrow magnetic unit with hexagon
7	ZSP-0475-85-00-00-0	Pivoting magnetic unit
8	ZSP-0523-19-00-00-0	Spacing-adjustable magnetic unit
9	DYS-0541-11-01-00-0	Bracket for vacuum modular unit for semi-flexible track and Hi-Flex track
10	MST-0541-10-02-00-0	Vacuum modular unit


Applicable for:



RAIL TITAN



RAIL TUG



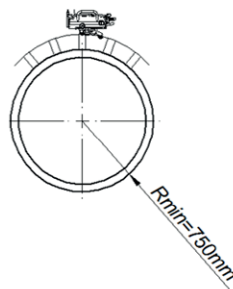
Welding position	Qty. of units per track
PA/1G	min. 8 pcs
PB/2F	min. 8 pcs
PC/2G	max 15 pcs*
PD/4F	max 15 pcs*
PE/4G	max 15 pcs*
PF/3F	max 15 pcs*
PF/3G	max 15 pcs*

* using the narrow magnetic units

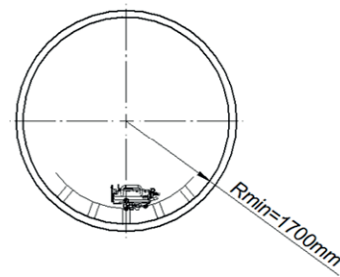
ACCESSORIES FOR HI-FLEX TRACK





Set of Hi Flex Track Guiding Rollers (4 pcs)
for Rail Tug and Rail Titan
Product code: ZSP-0673-07-00-00



Fixing on convex surface

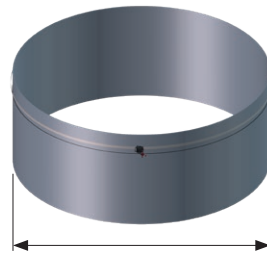


Fixing on concave surface

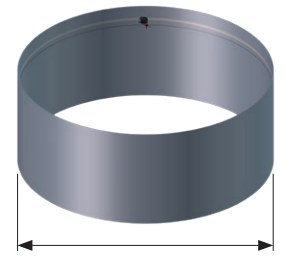


SEMI-FLEXIBLE TRACK

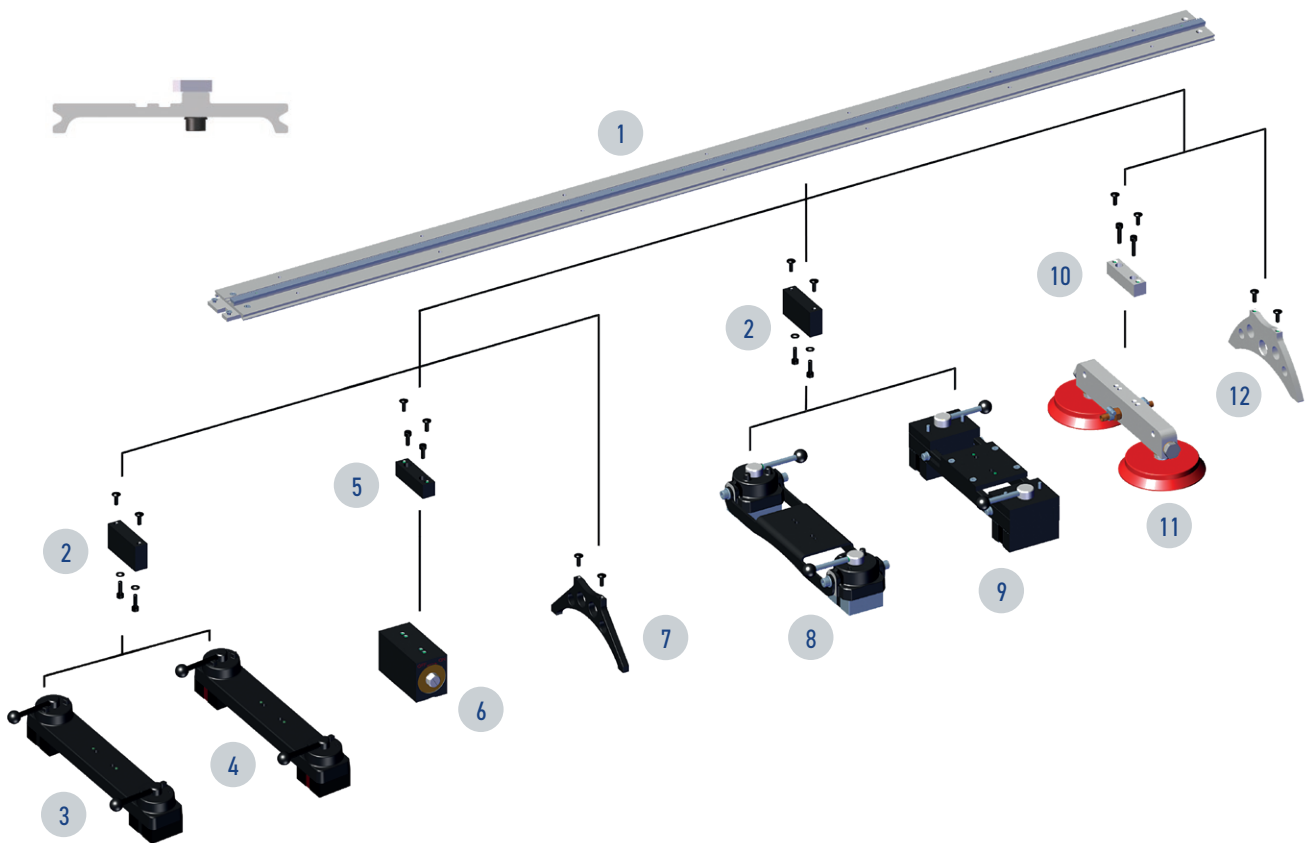
- For circumferential, irregular and straight line applications
- Minimum radius of 5.0 m (16 ft) or 10.0 m (32 ft) diameter without permanent deformation
- Length of a single rail 2 m (6.5 ft)
- Joinable for unlimited run length
- Can be fixed on both ferrous and non-ferrous materials by means of magnetic or vacuum units to allow travel in any plane or position



Min OD	Rail Titan	10000 mm
	Rail Tug	10000 mm
	Rail Bull	10000 mm



Min ID	Rail Titan	10000 mm
	Rail Tug	10000 mm
	Rail Bull	10000 mm




Ref.	Product code	Description
1	PRW-0482-15-05-00-0	Semi-flexible track length 2 m (6.5 ft). Minimum 5 m (16 ft) curvature radius required
2	DYS-0482-19-00-00-0	Bracket for magnetic unit for semi-flexible track and Hi Flex track
3	ZSP-0475-92-00-00-0	Magnetic unit
4	ZSP-0475-93-00-00-0	Heat-resistant magnetic unit
5	DYS-0582-10-00-00-0	Bracket for magnetic narrow unit for semi-flexible track and Hi Flex track
6	PDS-0582-10-00-02-0	Narrow magnetic unit with hexagon
7	WSP-0523-12-01-00-1	Steel track support for semi-flexible track
8	ZSP-0475-85-00-00-0	Pivoting magnetic unit
9	ZSP-0523-19-00-00-0	Spacing-adjustable magnetic unit
10	DYS-0541-11-01-00-0	Bracket for vacuum modular unit for semi-flexible track and Hi Flex track
11	MST-0541-10-02-00-0	Vacuum modular unit
12	WSP-0541-11-02-00-0	Aluminum track support for semi-flexible track

Applicable for:

RAIL TITAN



RAIL TUG



RAIL BULL



Welding position	Qty. of units per track
PA/1G	min. 4 pcs
PB/2F	min. 4 pcs
PC/2G	5 - 7 pcs
PD/4F	5 - 7 pcs
PE/4G	5 - 7 pcs
PF/3F	5 - 7 pcs
PF/3G	5 - 7 pcs

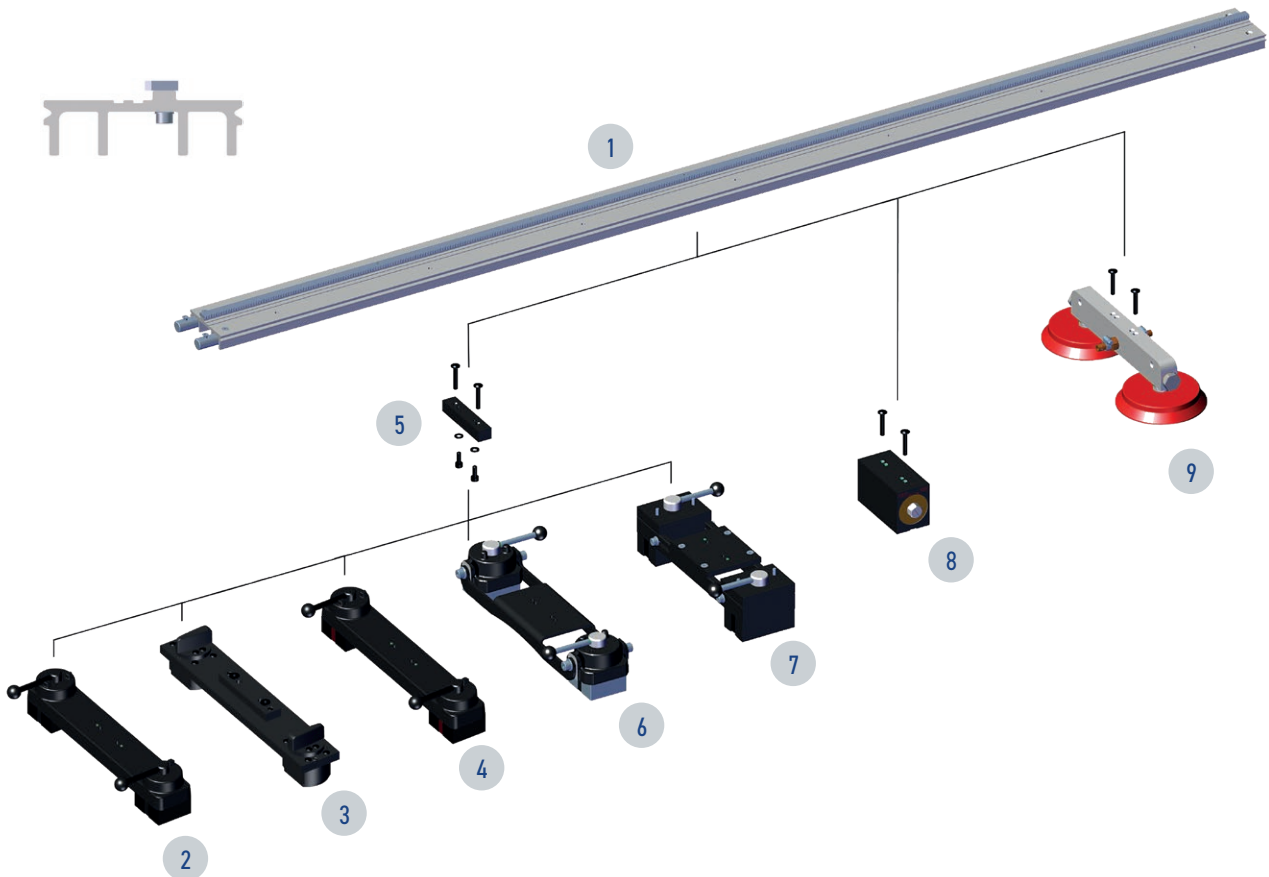


RIGID TRACK

- For straight line applications incl. out of workpiece position
- Length of a single rail 2 m (6.5 ft)
- Cannot be bent at all
- Joinable for unlimited run length
- Can be fixed on both ferrous and non-ferrous materials by means of magnetic or vacuum units to allow travel in any plane or position



Length of 1 segment is
2m (6.5 ft)



Ref.	Product code	Description
1	PRW-0482-47-00-00-0	Rigid track length 2 m (6.5 ft)
2	ZSP-0475-92-00-00-0	Magnetic unit
3	MST-0677-00-00-00-0	Lightweight Magnetic Unit
4	ZSP-0475-93-00-00-0	Heat-resistant magnetic unit
5	DYS-0482-21-00-00-0	Bracket for magnetic unit for rigid track
6	ZSP-0475-85-00-00-0	Pivoting magnetic unit
7	ZSP-0523-19-00-00-0	Spacing-adjustable magnetic unit
8	PDS-0582-10-00-02-0	Narrow magnetic unit with hexagon
9	MST-0541-10-02-00-0	Vacuum modular unit

Applicable for:


RAIL TITAN




RAIL TUG



RAIL BULL




Welding position	Qty. of units per track
PA/1G	min. 4 pcs
PB/2F	min. 4 pcs
PC/2G	5 - 7 pcs
PD/4F	5 - 7 pcs
PE/4G	5 - 7 pcs
PF/3F	5 - 7 pcs
PF/3G	5 - 7 pcs






ACCESSORIES FOR RIGID AND SEMI-FLEXIBLE TRACKS



Contact block to adjust range of the Rail Titan movement for rigid and semi-flexible tracks
Product code: ZDR-0523-76-00-00-0





Contact block to adjust range of the Rail Titan movement for Hi-Flex track
Product code: ZDR-0673-08-00-00-0



Contact blocks protect Rail Titan from falling off a track with open ends. When the tractor reaches the block, the limit switch is activated.



Gear rack adjustment tool. The tool removes the gap between gear racks
Product code: PKT-0341-13-00-00-0



V-TRACK

- For straight line applications
- "V" Groove center line 152 mm (6")
- Length of a single rail 1.8 m (5.9 ft)
- Joinable for unlimited run length
- Can be fixed on both ferrous and non-ferrous materials by means of magnetic or vacuum units



Length of 1 segment is
1.8 m (5.9 ft)

Applicable for:

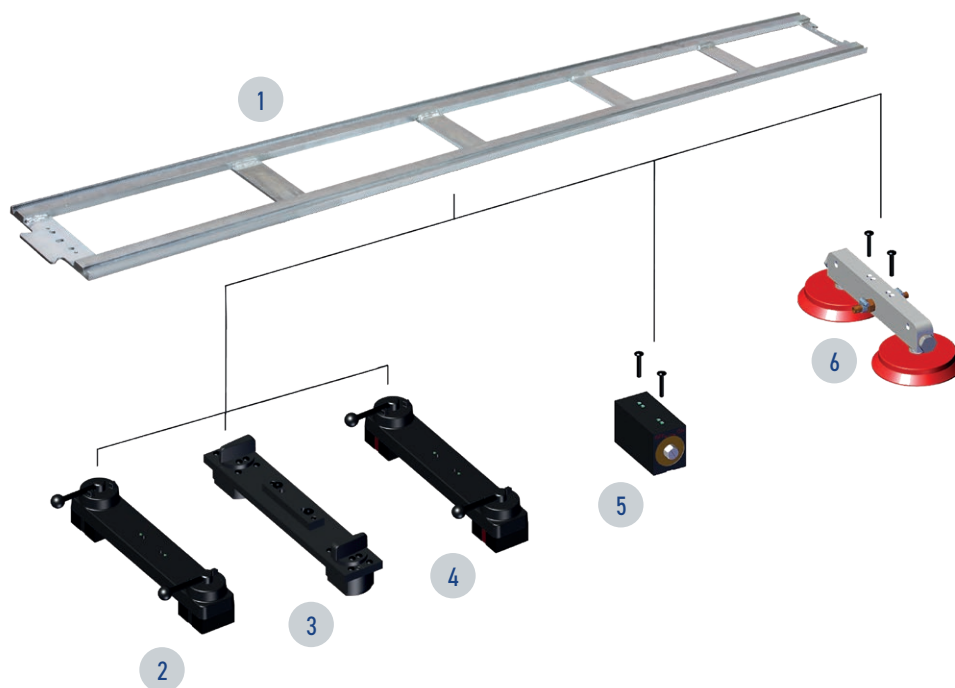

DRAGON




DRAGON HS



DRAGON BATTERY



Ref.	Product code	Description
1	TRO-0475-13-00-00-0	Track Assembly 1800 mm (70,9") V" Groove Center Line 152 mm (6")
2	ZSP-0475-92-00-00-0	Magnetic unit
3	MST-0677-00-00-00-0	Lightweight Magnetic Unit
4	ZSP-0475-93-00-00-0	Heat-resistant magnetic unit
5	PDS-0582-10-00-02-0	Narrow magnetic unit with hexagon
6	MST-0541-10-02-00-0	Vacuum modular unit



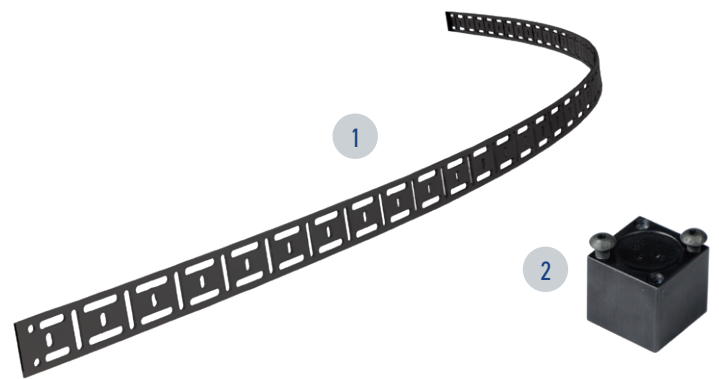
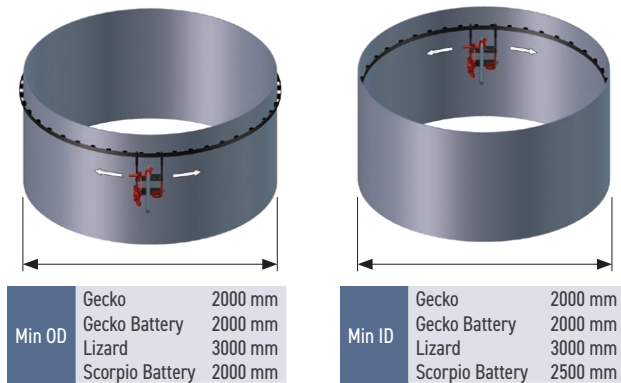


FLEXIBLE TRACK

- For circumferential, irregular and straight line applications
- Minimum curve radius is 1 m (3.3 ft)
- Length of a single track 1.85 m (6 ft)
- Joinable for unlimited run length
- Can be mounted to ferromagnetic work surface with magnetic blocks

Applicable for:

GECKO	GECKO BATTERY
	
SCORPIO BATTERY	LIZARD
	




Ref.	Product code	Description
1	PRW-0466-50-01-01-0	Flexible track, minimum curve radius is 1 m (3.3 ft), length of a single track 1.85 m (6 ft)
2	BLO-0466-68-00-00-0	Magnetic block for flexible track (box of 10 pcs)

ACCESSORIES for FLEXIBLE TRACK



Track following guide arms (set of 2 pcs)
 Product code: PRW-0752-14-00-00-0
 for Gecko / Gecko HS / Gecko Battery / Scorpio Battery
 Product code: PRW-0476-50-01-00-1 for Lizard

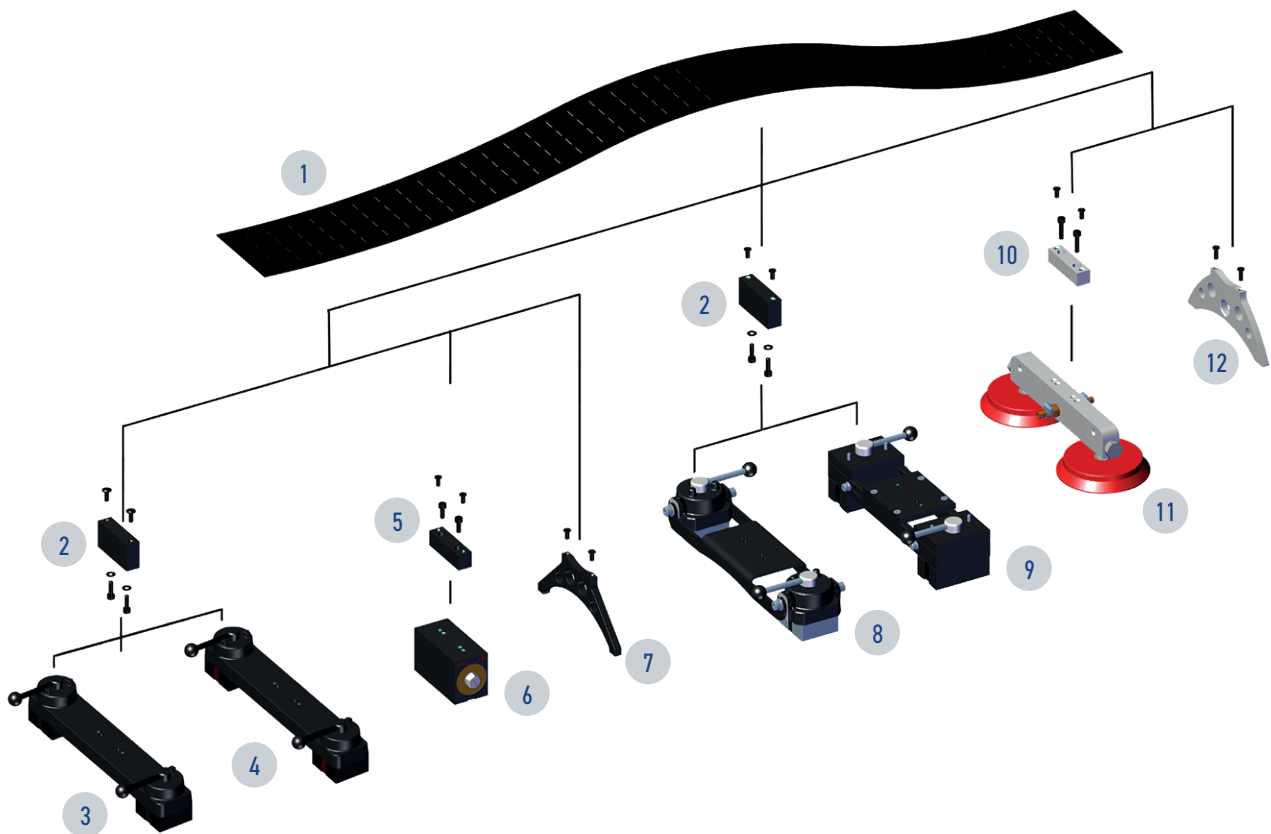



Guide adjustment tool to position the track parallel to the edge
 Product code: UST-0466-53-00-00-0




FLEXIBLE TRACKWAY

- For circumferential, irregular and straight line applications
- Minimum curve radius is 1.25 m (4.1 ft)
- Length of a single trackway 1.88 m (6.1 ft)
- Joinable for unlimited run length
- Can be fixed on both ferrous and non-ferrous materials by means of magnetic or vacuum units




Ref.	Product code	Description
1	PRW-0466-71-00-00-0	Flexible trackway length 1.88 m (6.1 ft), minimum curvature radius of 1.25 m (4.1 ft)
2	DYS-0466-71-05-00-0	Bracket for magnetic units for flexible trackway
3	ZSP-0475-92-00-00-0	Magnetic unit
4	ZSP-0475-93-00-00-0	Heat-resistant magnetic unit
5	DYS-0466-71-07-00-0	Bracket for magnetic narrow unit for flexible trackway
6	PDS-0582-10-00-02-0	Narrow magnetic unit with hexagon
7	WSP-0466-71-06-00-0	Steel track support for flexible trackway
8	ZSP-0475-85-00-00-0	Pivoting magnetic unit
9	ZSP-0523-19-00-00-0	Spacing-adjustable magnetic unit
10	DYS-0466-71-04-00-0	Bracket for vacuum modular units for flexible trackway
11	MST-0541-10-02-00-0	Vacuum modular unit
12	WSP-0466-71-03-00-0	Aluminum track support for flexible trackway

Applicable for:






Welding position	Qty. of units per track
PA/ 1G	min. 4 pcs
PB/2F	min. 4 pcs
PC/2G	9 pcs
PD/4F	9 pcs
PE/4G	9 pcs



ACCESSORIES for FLEXIBLE TRACKWAY



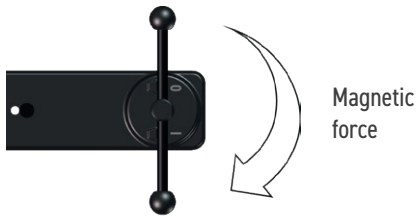
Trackway following guide arms (set of 2 pcs)
Product code: ZST-0466-69-00-00



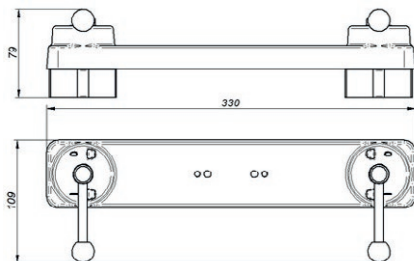
MAGNETIC UNIT



- Allows clamping tracks to ferromagnetic surfaces
- Maximum holding force up to 2500 N
- Intermediate position (between OFF/ON) with partial holding force helps to adjust the right track position
- Suitable for:
 - Hi-Flex track (Rail Tug, Rail Titan)
 - Semi-flexible track (Rail Bull, Rail Tug, Rail Titan)
 - Rigid track (Rail Bull, Rail Tug, Rail Titan)
 - V-track (Dragon, Dragon HS, Dragon Battery)
 - Flexible trackway (Gecko, Gecko HS, Gecko Battery, Scorpio Battery)



- 0. Resting position
 - No magnetic force
- I. End lever position
 - Full magnetic force

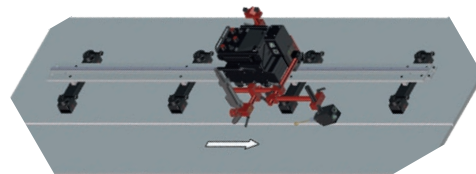
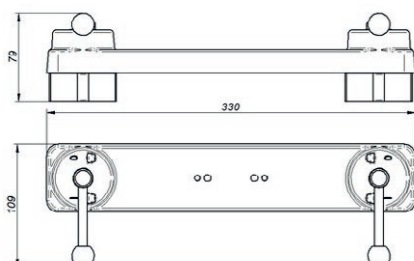


Holding force on a 5 mm (0.2") thick surface	Temperature
1200 N (100%)	20°C (68°F)
900 N (75%)	80°C (176°F)
600 N (50%)	120°C (248°F)

HEAT-RESISTANT MAGNETIC UNIT



- Suitable for working on more heated ferromagnetic surfaces
- Maximum holding force up to 2500 N
- Intermediate position (between OFF/ON) with partial holding force helps to adjust the right track position
- Suitable for:
 - Hi-Flex track (Rail Tug, Rail Titan)
 - Semi-flexible track (Rail Bull, Rail Tug, Rail Titan)
 - Rigid track (Rail Bull, Rail Tug, Rail Titan)
 - V-track (Dragon, Dragon HS, Dragon Battery)
 - Flexible trackway (Gecko, Gecko HS, Gecko Battery, Scorpio Battery)



Holding force on a 5 mm (0.2") thick surface	Temperature
1200 N (100%)	20°C (68°F)
900 N (75%)	160°C (320°F)
600 N (50%)	200°C (392°F)

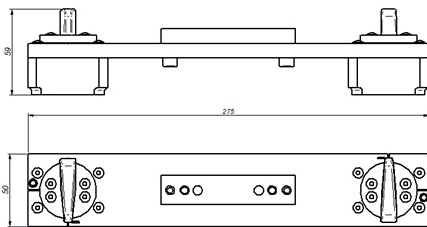
LIGHTWEIGHT MAGNETIC UNIT



- Allows clamping tracks to ferromagnetic surfaces in horizontal position
- lower weight (1.3 kg vs 2.7 kg) and smaller dimensions comparing to regular magnetic unit
- Maximum holding force up to 980 N
- Intermediate position (between OFF/ON) with partial holding force helps to adjust the right track position
- Suitable for:
 - Rigid track (Rail Bull, Rail Tug, Rail Titan)
 - V-track (Dragon, Dragon HS, Dragon Battery)

Rigid track



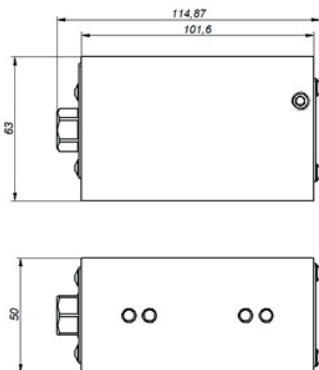
- with lightweight magnetic unit 11,5 kg
- with magnetic unit 15,7 kg



NARROW MAGNETIC UNIT WITH HEXAGON



- Allows clamping tracks to ferromagnetic surfaces and very close to their edges
- Maximum holding force up to 1500 N
- Intermediate position (between OFF/ON) with partial holding force helps to adjust the right track position
- Suitable for:
 - Hi-Flex track (Rail Tug, Rail Titan)
 - Semi-flexible track (Rail Bull, Rail Tug, Rail Titan)
 - Rigid track (Rail Bull, Rail Tug, Rail Titan)
 - V-track (Dragon, Dragon HS, Dragon Battery)
 - Flexible trackway (Gecko, Gecko HS, Gecko Battery, Scorpio Battery)

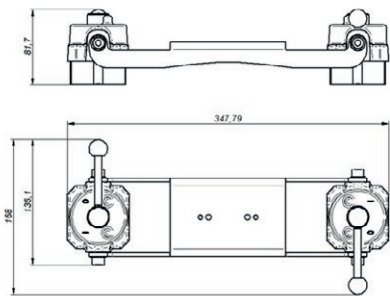


Holding force on a 5 mm (0.2") thick surface	Temperature
1000 N (100%)	20°C (68°F)
750 N (75%)	80°C (176°F)
500 N (50%)	120°C (248°F)

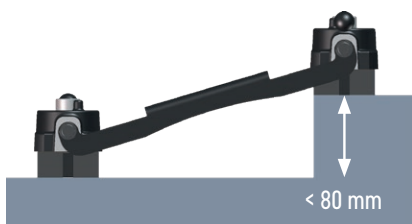
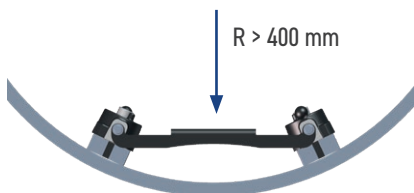
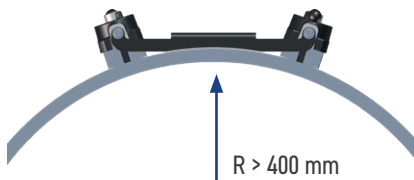

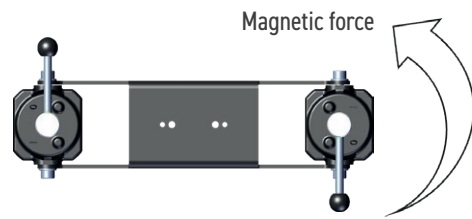
PIVOTING MAGNETIC UNIT




- Allows clamping tracks to flat, concave or convex ferromagnetic surfaces and pipes ID of at least 800 mm (31.5")
- May also be fixed on surfaces that differ in height up to 80 mm (3.1")
- Maximum holding force up to 2500 N
- Intermediate position (between OFF/ON) with partial holding force helps to adjust the right track position
- Suitable for:
 - Hi-Flex track (Rail Tug, Rail Titan)
 - Semi-flexible track (Rail Bull, Rail Tug, Rail Titan)
 - Rigid track (Rail Bull, Rail Tug, Rail Titan)
 - Flexible trackway (Gecko, Gecko HS, Gecko Battery, Scorpio Battery)



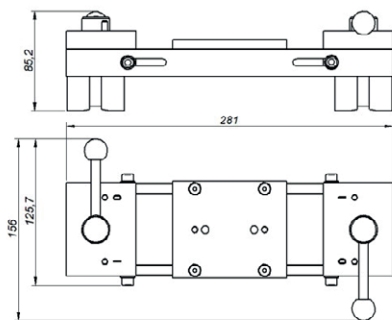
Holding force on a 5 mm (0.2") thick surface	Temperature
1200 N (100%)	20°C (68°F)
900 N (75%)	80°C (176°F)
600 N (50%)	120°C (248°F)



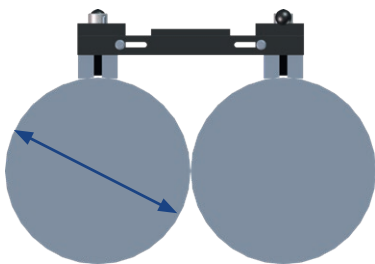
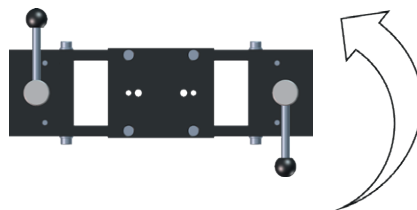
SPACING-ADJUSTABLE MAGNETIC UNIT



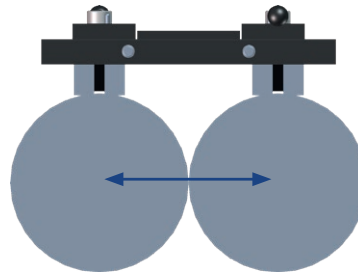
- Allows clamping tracks to ferromagnetic pipes with diameters of 25–230 mm (1–9") and the distance between pipe axes of 170–230 mm (6.7–9.1")
- Maximum holding force up to 2500 N
- Intermediate position (between OFF/ON) with partial holding force helps to adjust the right track position
- Suitable for:
 - Hi-Flex track (Rail Tug, Rail Titan)
 - Semi-flexible track (Rail Bull, Rail Tug, Rail Titan)
 - Rigid track (Rail Bull, Rail Tug, Rail Titan)
 - Flexible trackway (Gecko, Gecko HS, Gecko Battery, Scorpio Battery)



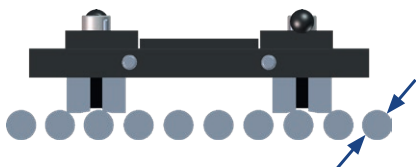
Holding force on a 5 mm (0.2") thick surface	Temperature
1200 N (100%)	20°C (68°F)
900 N (75%)	80°C (176°F)
600 N (50%)	120°C (248°F)



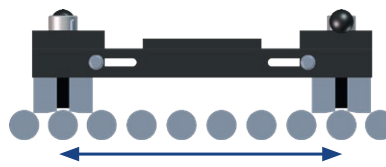
OD < 230 mm (9")



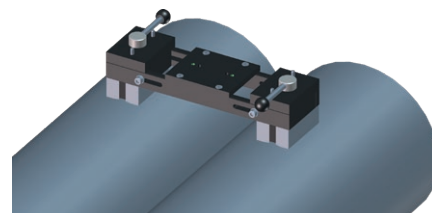

Spacing > 170 mm (6.7")












OD > 25 mm (1")



















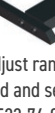


Spacing < 230 mm (9.1")















UNITS / TRACKS	Rigid track PRW-0482-47-00-00-0	Semi-flexible track PRW-0482-15-05-00-0	Hi-Flex track TRO-0673-00-00-00-0	V-track TRO-0475-13-00-00-0	Flexible track PRW-0466-50-01-01-0	Flexible trackway PRW-0466-71-00-00-0
 Magnetic unit	● together with bracket DYS-0482-21-00-00-0	● together with bracket DYS-0482-19-00-00-0	● together with bracket DYS-0482-19-00-00-0	●	-	● together with bracket DYS-0466-71-05-00-0
 Heat-resistant magnetic unit	● together with bracket DYS-0482-21-00-00-0	● together with bracket DYS-0482-19-00-00-0	● together with bracket DYS-0482-19-00-00-0	●	-	● together with bracket DYS-0466-71-05-00-0
 Lightweight magnetic unit	● together with bracket DYS-0482-21-00-00-0	-	-	●	-	-
 Narrow magnetic unit with hexagon	●	● together with bracket DYS-0582-10-00-00-0	● together with bracket DYS-0582-10-00-00-0	●	-	● together with bracket DYS-0466-71-07-00-0
 Pivoting magnetic unit	● together with bracket DYS-0482-21-00-00-0	● together with bracket DYS-0482-19-00-00-0	● together with bracket DYS-0482-19-00-00-0	-	-	● together with bracket DYS-0466-71-05-00-0
 Spacing-adjustable magnetic unit	● together with bracket DYS-0482-21-00-00-0	● together with bracket DYS-0482-19-00-00-0	● together with bracket DYS-0482-19-00-00-0	-	-	● together with bracket DYS-0466-71-05-00-0
 Vacuum modular unit	●	● together with bracket DYS-0541-11-01-00-0	● together with bracket DYS-0541-11-01-00-0	●	-	● together with bracket DYS-0466-71-04-00-0
 Magnetic block	-	-	-	-	●	-

TRACTORS / TRACKS	Rigid track PRW-0482-47-00-00-0	Semi-flexible track PRW-0482-15-05-00-0	Hi-Flex track TRO-0673-00-00-00-0	Ring tracks	V-track TRO-0475-13-00-00-0	Flexible track PRW-0466-50-01-01-0	Flexible trackway PRW-0466-71-00-00-0
 RAIL BULL	●	●	-	-	-	-	-
 RAIL TUG	●	●	●	●	-	-	-
 RAIL Titan	●	●	●	●	-	-	-
 DRAGON DRAGON HS	-	-	-	-	●	-	-
 DRAGON BATTERY	-	-	-	-	●	-	-
 GECKO	-	-	-	-	-	●	●
 GECKO BATTERY	-	-	-	-	-	●	●
 SCORPIO BATTERY	-	-	-	-	-	●	●
 LIZARD	-	-	-	-	-	●	-

ACCESSORIES FOR RAIL TRACTORS	Magnetic unit	Heat-resistance magnetic unit	Light-weight magnetic unit	Narrow magnetic unit with hexagon	Pivoting magnetic unit	Spacing adjustable magnetic unit	Vacuum unit	Rigid track	Semi-flexible track	Hi-Flex track
 Bracket for magnetic units for rigid track DYS-0482-21-00-00-0	●	●	●	-	●	●	-	●	-	-
 Bracket for magnetic units for Hi-Flex and semi-flexible tracks DYS-0482-19-00-00-0	●	●	-	-	●	●	-	-	●	●
 Bracket for magnetic narrow unit for Hi-Flex and semi-flexible tracks DYS-0582-10-00-00-0	-	-	-	●	-	-	-	-	●	●
 Bracket for vacuum modular unit for Hi-Flex and semi-flexible tracks DYS-0541-11-01-00-0	-	-	-	-	-	-	●	●	●	●
 Steel track support for semi-flexible track WSP-0523-12-01-00-1	-	-	-	-	-	-	-	-	●	-
 Aluminum track support for semi-flexible track WSP-0541-11-02-00-0	-	-	-	-	-	-	-	-	●	-
 Gear Rack Adjustment Tool for semi-flexible track PKT-0341-13-00-00-0	-	-	-	-	-	-	-	-	●	-
 Contact block to adjust range of the Rail Titan movement for rigid and semi-flexible tracks ZDR-0523-76-00-00-0	-	-	-	-	-	-	-	●	●	-
 Contact block to adjust range of the Rail Titan movement for Hi-Flex track ZDR-0673-08-00-00-0	-	-	-	-	-	-	-	-	-	●
 Set of Hi Flex track guiding rollers (4 pcs) for Rail Tug and Rail Titan ZSP-0673-07-00-00-0	-	-	-	-	-	-	-	-	-	●

ACCESSORIES FOR WHEEL TRACTORS	Gecko / Gecko HS / Gecko Battery / Scorpio Battery	Lizard	Flexible track	Flexible trackway	Magnetic unit	Heat-resistance magnetic unit	Narrow magnetic unit with hexagon	Pivoting magnetic unit	Spacing adjustable magnetic unit	Vacuum unit
 Magnetic block for flexible track box of 10 pcs BLO-0466-68-00-00-0	-	-	●	-	-	-	-	-	-	-
 Track following guide arms (set of 2 pcs) for Gecko/HS/Gecko Battery, Scorpio Battery PRW-0752-14-00-00-0	●	-	●	-	-	-	-	-	-	-
 Track following guide arms (set of 2 pcs) for Lizard PRW-0476-50-01-00-1	-	●	●	-	-	-	-	-	-	-
 Guide adjustment tool to position the flexible track parallel to the edge UST-0466-53-00-00-0	-	-	●	-	-	-	-	-	-	-
 Trackway following guide arms (set of 2 pcs) ZST-0466-69-00-00-0	●	-	-	●	-	-	-	-	-	-
 Bracket for magnetic units for flexible trackway DYS-0466-71-05-00-0	-	-	-	●	●	●	-	●	●	-
 Bracket for magnetic narrow unit for flexible trackway DYS-0466-71-07-00-0	-	-	-	●	-	-	●	-	-	-
 Bracket for vacuum modular unit for flexible trackway DYS-0466-71-04-00-0	-	-	-	●	-	-	-	-	-	●
 Steel track support for flexible trackway WSP-0466-71-06-00-0	-	-	-	●	-	-	-	-	-	-
 Aluminum track support for flexible trackway WSP-0466-71-03-00-0	-	-	-	●	-	-	-	-	-	-

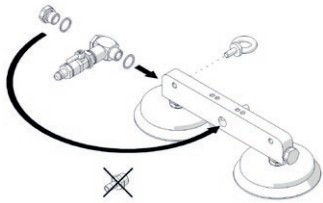
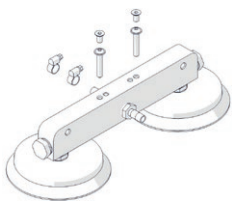
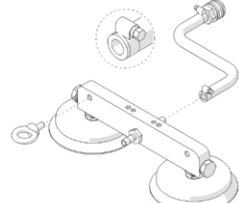
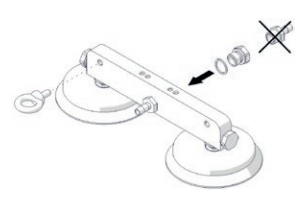










VACUUM MODULAR UNIT





- Allows clamping tracks on both ferromagnetic and non-ferrous materials
- Maximum holding force up to 1400 N
- Consists of 2 vacuum pads and manifold block
- Can be easily assembled for 4 different purposes as entry unit, middle unit, extension unit or end unit

- Suitable for:
 - Hi-Flex track (Rail Tug, Rail Titan)
 - Semi-flexible track (Rail Bull, Rail Tug, Rail Titan)
 - Rigid track (Rail Bull, Rail Tug, Rail Titan)
 - V-track (Dragon, Dragon HS, Dragon Battery)
 - Flexible trackway (Gecko, Gecko HS, Gecko Battery, Scorpio Battery)

Modular vacuum unit can be easily configured in 4 different ways to perform the required function.

Entry Vacuum Unit (configuration)	Middle Vacuum Unit (no configuration required)	Extension Vacuum Unit (configuration)	End Vacuum Unit (configuration)
			
 Vacuum modular unit MST-0541-10-02-00-0	 Vacuum modular unit MST-0541-10-02-00-0	 Vacuum modular unit MST-0541-10-02-00-0	 Vacuum modular unit MST-0541-10-02-00-0
 Cut-off valve for entry vacuum unit ZWR-0541-10-01-30-0	It doesn't need any other accessories.	 Coupled hose PWD-0541-10-04-00-0	 Threaded plug KRK-0541-99-00-00-0
 Safety eye bolt SRB-000365	It goes like it is.	 Safety eye bolt SRB-000365	 Safety eye bolt SRB-000365




VACUUM TRACK SYSTEM




AGR-0541-10-20-00-0 for 230 V
AGR-0541-10-10-00-0 for 115 V with UK plug

- System provides firm grip on both ferromagnetic and non-ferromagnetic materials (aluminum or stainless steel constructions)
- Lightweight and modular design enables easy adjustment and fitting of the system to specific needs depending on welding or cutting applications and working positions (e.g. flat, horizontal or vertical)

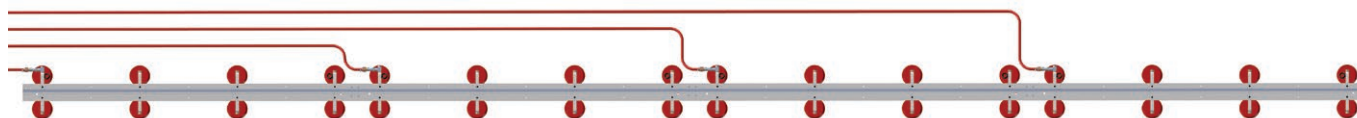


Serial connection



- Entry vacuum unit (1 unit per track)
- Middle vacuum units (up to 5 units per rail track or up to 7 units per flexible trackway)
- Extension vacuum unit (for serial connection)

Parallel connection














- Entry vacuum unit (1 unit per track)
- Middle vacuum units (up to 5 units per rail track or up to 7 units per flexible trackway)
- End vacuum unit (for a single track or parallel connection)









Vacuum Track System specification				
Maximum number of vacuum units per vacuum pump		21		
Minimum curvature radius of semi-flexible track		5 m (16 ft)		
Vacuum unit holding force		1400 N (at gauge pressure of -0.7 bar / -10 psig)		
Working positions		flat, horizontal, vertical		
Maximum permitted track load		30 kg (66 lbs)		
Minimum number of vacuum units	Track type	Horizontal position	Wall position	Curve
	Hi-Flex Track	8	8	8
	Semi-Flex Track	4	7	7
	Rigid Track	4	7	-
Permitted ambient temperature near vacuum units		from -20°C to 200°C (from -4°F to 392°F)		







Portable vacuum pump specification	
Voltage	1~ 230 V, 50-60 Hz 1~ 115 V, 50-60 Hz
Power	400 W
Gauge pressure obtainable	-0.8 bar (-11.5 psig) (where 0 is for atmospheric pressure, and -1 is for perfect vacuum)
Pump capacity	4 m³/h (141 ft³/h)
Ambient temperature	0-40°C (32-104°F)
Safety reservoir volume	10 l (0.35 ft³)
Weight (with safety reservoir)	23 kg (51 lbs)

Accessory	Product code	Notes
 <p>Portable vacuum pump with safety reservoir</p>	<p>230V: AGR-0541-10-20-00-0 115V: AGR-0541-10-10-00-0 (UK plug)</p>	<p>generates vacuum and supports up to 21 vacuum units</p>
 <p>Pump connection hose</p>	<p>PWD-0541-06-00-00-0</p>	<p>Hose connecting vacuum pump to entry vacuum unit (10m, 33 ft) Required: 1 (for serial connection) 2-4 (for parallel connection)</p>
 <p>4-way manifold with connection cable</p>	<p>RZD-0541-04-00-00-0</p>	<p>For separately connecting the vacuum units of different tracks Required: 1 per vacuum pump (parallel connection)</p>
 <p>2-meter / 7-foot hose</p>	<p>PWD-0541-10-07-00-0</p>	<p>Hose to connect the vacuum units of the same rail (2 m, 7 ft) Required: 1 per track (must be cut to the required length)</p>
 <p>Cut-off valve for entry vacuum unit</p>	<p>ZWR-0541-10-01-30-0</p>	<p>(seal included) Required: 1 per rail</p>
 <p>Safety eye bolt</p>	<p>SRB-000365</p>	<p>Required: 2 per rail</p>
 <p>Coupled hose</p>	<p>PWD-0541-10-04-00-0</p>	<p>Hose to connect the vacuum units of different rails Required: 1 per additional track (for serial connection)</p>
 <p>Threaded plug (for end vacuum unit)</p>	<p>KRK-0541-99-00-00-0</p>	<p>Required: 1 for last rail in serial connection; 1 per each rail in parallel connection</p>
 <p>Hose extension adapter (compatible with quick connector)</p>	<p>LCZ-0541-05-00-00-0</p>	<p>Optional: up to 2 per vacuum pump (serial connection) up to 2 per manifold output used (parallel connection)</p>
 <p>Hose fitting</p>	<p>KRC-000013</p>	<p>Spare part</p>
 <p>Hose clamp</p>	<p>OPS-000005</p>	<p>Spare part</p>
 <p>Quick coupling</p>	<p>SZB-000018</p>	<p>Spare part</p>
 <p>Vacuum pad</p>	<p>SSW-0541-99-01-00-0</p>	<p>Spare part (seal included)</p>

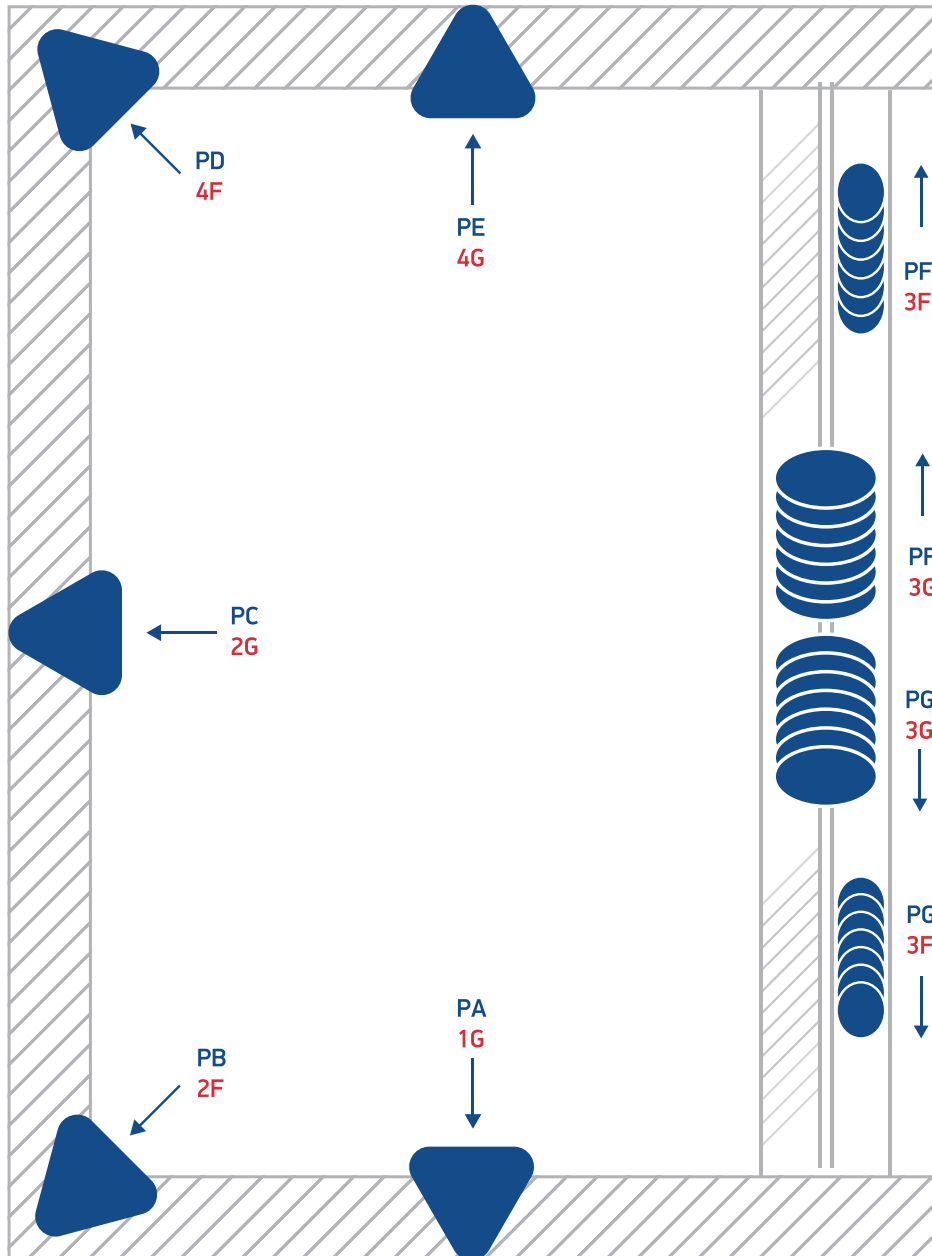
HI-FLEX TRACK			SERIAL CONNECTION				PARALLEL CONNECTION							
			1 track		2 tracks		3 tracks		4 tracks		2 tracks		3 tracks	
System element:	Product code:	in horizontal flat position	on curvatures or in vertical position	in horizontal flat position	on curvatures or in vertical position	in horizontal flat position	on curvatures or in vertical position	in horizontal flat position	on curvatures or in vertical position	in horizontal flat position	on curvatures or in vertical position	in horizontal flat position	on curvatures or in vertical position	in horizontal flat position
	Hi-Flex track	TRO-0673-00-00-0	1	1	2	2	3	3	N/A	2	2	3	3	N/A
	Modular vacuum unit	MST-0541-10-02-00-0	8	8	15	15	21 max	21 max	N/A	15	15	21 max	21 max	N/A
	Bracket for vacuum modular unit for Hi-Flex and semi-flexible tracks	DYS-0541-11-01-00-0	8	8	15	15	21 max	21 max	N/A	15	15	21 max	21 max	N/A
	Portable vacuum pump with safety reservoir	230V: AGR-0541-10-20-00-0 115V: AGR-0541-10-10-00-0 (UK plug)	1	1	1	1	1	1	N/A	1	1	1	1	N/A
	Pump connection hose	PWD-0541-06-00-00-0	1	1	1	1	1	1	N/A	2	2	3	3	N/A
	4-way manifold with connection cable	RZD-0541-04-00-00-0	0	0	0	0	0	0	N/A	1	1	1	1	N/A
	2-meter / 7-foot hose	PWD-0541-10-07-00-0	1	1	2	2	3	3	N/A	2	2	3	3	N/A
	Cut-off valve for entry vacuum unit	ZWR-0541-10-01-30-0	1	1	2	2	3	3	N/A	2	2	3	3	N/A
	Safety eye bolt	SRB-000365	0	2	0	4	0	6	N/A	0	4	0	6	N/A
	Coupled hose	PWD-0541-10-04-00-0	0	0	1	1	2	2	N/A	0	0	0	0	N/A
	Threaded plug	KRK-0541-99-00-00-0	1	1	1	1	1	1	N/A	2	2	3	3	N/A

SEMI-FLEXIBLE TRACK			SERIAL CONNECTION							PARALLEL CONNECTION				
			1 track		2 tracks		3 tracks		4 tracks	2 tracks		3 tracks		4 tracks
System element:	Product code:	in horizontal flat position	on curvatures or in vertical position	in horizontal flat position	on curvatures or in vertical position	in horizontal flat position	on curvatures or in vertical position	in horizontal flat position	in horizontal flat position	on curvatures or in vertical position	in horizontal flat position	on curvatures or in vertical position	in horizontal flat position	
	Semi-flexible track	PRW-0482-15-05-00-0	1	1	2	2	3	3	4	2	2	3	3	4
	Modular vacuum unit	MST-0541-10-02-00-0	4 min.	7	8 min.	14	12 min.	21	16 min.	8 min.	14	12 min.	21	16 min.
	Bracket for vacuum modular unit for Hi-Flex and semi-flexible tracks	DYS-0541-11-01-00-0	4 min.	7	8 min.	14	12 min.	21	16 min.	8 min.	14	12 min.	21	16 min.
	Aluminum track support for semi-flexible track	WSP-0541-11-02-00-0	3 max	0	6 max	0	9 max	0	12 max	6 max	0	9 max	0	12 max
	Gear rack adjustment tool	PKT-0341-13-00-00-0	1	1	1	1	1	1	1	1	1	1	1	1
	Portable vacuum pump with safety reservoir	230V: AGR-0541-10-20-00-0 115V: AGR-0541-10-10-00-0 (UK plug)	1	1	1	1	1	1	1	1	1	1	1	1
	Pump connection hose	PWD-0541-06-00-00-0	1	1	1	1	1	1	1	2	2	3	3	4
	4-way manifold with connection cable	RZD-0541-04-00-00-0	0	0	0	0	0	0	0	1	1	1	1	1
	2-meter / 7-foot hose	PWD-0541-10-07-00-0	1	1	2	2	3	3	4	2	2	3	3	4
	Cut-off valve for entry vacuum unit	ZWR-0541-10-01-30-0	1	1	2	2	3	3	4	2	2	3	3	4
	Safety eye bolt	SRB-000365	0	2	0	4	0	6	0	0	4	0	6	0
	Coupled hose	PWD-0541-10-04-00-0	0	0	1	1	2	2	3	0	0	0	0	0
	Threaded plug	KRK-0541-99-00-00-0	1	1	1	1	1	1	1	2	2	3	3	4

RIGID TRACK			1 track		SERIAL CONNECTION				PARALLEL CONNECTION					
					2 tracks		3 tracks		4 tracks		2 tracks		3 tracks	
System element:	Product code:	in horizontal flat position	in vertical position	in horizontal flat position	in vertical position	in horizontal flat position	in vertical position	in horizontal flat position	in vertical position	in horizontal flat position	in vertical position	in horizontal flat position	in vertical position	in horizontal flat position
 Rigid track	PRW-0482-47-00-00-0	1	1	2	2	3	3	4	4	2	2	3	3	4
 Modular vacuum unit	MST-0541-10-02-00-0	4 min.	7	8 min.	14	12 min.	21	16 min.	16 min.	8 min.	14	12 min.	21	16 min.
 Portable vacuum pump with safety reservoir	230V: AGR-0541-10-20-00-0 115V: AGR-0541-10-10-00-0 (UK plug)	1	1	1	1	1	1	1	1	1	1	1	1	1
 Pump connection hose	PWD-0541-06-00-00-0	1	1	1	1	1	1	1	1	2	2	3	3	4
 4-way manifold with connection cable	RZD-0541-04-00-00-0	0	0	0	0	0	0	0	0	1	1	1	1	1
 2-meter / 7-foot hose	PWD-0541-10-07-00-0	1	1	2	2	3	3	4	4	2	2	3	3	4
 Cut-off valve for entry vacuum unit	ZWR-0541-10-01-30-0	1	1	2	2	3	3	4	4	2	2	3	3	4
 Safety eye bolt	SRB-000365	0	2	0	4	0	6	0	0	0	4	0	6	0
 Coupled hose	PWD-0541-10-04-00-0	0	0	1	1	2	2	3	3	0	0	0	0	0
 Threaded plug	KRK-0541-99-00-00-0	1	1	1	1	1	1	1	1	2	2	3	3	4

FLEXIBLE TRACKWAY			1 track				SERIAL CONNECTION				PARALLEL CONNECTION			
			2 tracks		3 tracks		4 tracks		2 tracks		3 tracks		4 tracks	
System element:	Product code:	in horizontal flat position	on curvatures	in horizontal flat position	on curvatures	in horizontal flat position	on curvatures	in horizontal flat position	on curvatures	in horizontal flat position	on curvatures	in horizontal flat position	on curvatures	in horizontal flat position
	Flexible trackway	PRW-0466-71-00-00-0	1	1	2	2	3	N/A	4	2	2	3	N/A	4
	Modular vacuum unit	MST-0541-10-02-00-0	5 min.	9	10 min.	18	15 min.	N/A	20 min.	10 min.	18	15 min.	N/A	20 min.
	Bracket for vacuum modular unit for flexible trackway	DYS-0466-71-04-00-0	5 min.	9	10 min.	18	15 min.	N/A	20 min.	10 min.	18	15 min.	N/A	20 min.
	Aluminum track support for flexible trackway	WSP-0466-71-03-00-0	4 max	0	8 max	0	12 max	N/A	16 max	8 max	0	12 max	N/A	16 max
	Portable vacuum pump with safety reservoir	230V: AGR-0541-10-20-00-0 115V: AGR-0541-10-10-00-0 (UK plug)	1	1	1	1	1	N/A	1	1	1	1	N/A	1
	Pump connection hose	PWD-0541-06-00-00-0	1	1	1	1	1	N/A	1	2	2	3	N/A	4
	4-way manifold with connection cable	RZD-0541-04-00-00-0	0	0	0	0	0	N/A	0	1	1	1	N/A	1
	2-meter / 7-foot hose	PWD-0541-10-07-00-0	1	1	2	2	3	N/A	4	2	2	3	N/A	4
	Cut-off valve for entry vacuum unit	ZWR-0541-10-01-30-0	1	1	2	2	3	N/A	4	2	2	3	N/A	4
	Safety eye bolt	SRB-000365	0	2	0	4	0	N/A	0	0	4	0	N/A	0
	Coupled hose	PWD-0541-10-04-00-0	0	0	1	1	2	N/A	3	0	0	0	N/A	0
	Threaded plug	KRK-0541-99-00-00-0	1	1	1	1	1	N/A	1	2	2	3	N/A	4

Welding positions according to PN-EN and AWS/ASME



GRINDING **RAILBEAST** COUNTERSINKING
turbo STEEL AUTOMATED WELDING *turbo* TOUGH
 STEP DRILLS INDUSTRIAL MAGNETIC DRILLING HEAVY DUTY
turbo ENDURANCE+
MAGBEAST **JEI** **PUNCHING**
 CUTTING ATEX **miniBEAST**
AIRBEAST Solutions REAMING
 MILLING Built for Industry **SLOTTING**
 HYDRAULIC PNEUMATIC **STEELBEAST** *turbo* PIPE BEVELLING
 WELD PREPARATION PORTABLE **PLATE BEVELLING** *turbo* ENDURANCE
 POWERFUL TAPPING TCT CARBIDE
 HOLE SAWS

A whole world of metal fabrication solutions

Discover our complete range:

**MAGNETIC DRILLING, MILLING,
 PUNCHING, SAWING, &
 GRINDING MACHINES.**




PLATE AND PIPE BEVELLING



WELDING & CUTTING TRACTORS



Authorised distributor:



UK HQ:

+44 (0) 1706 229490
 sales@jeisolutions.co.uk
 www.jeiuk.com

Unit 21, Empire Business Park
 Enterprise Way
 Burnley
 Lancashire
 BB12 6LT

