

STEEL BEAST®

JEI
Solutions
Built for Industry

LIZARD

**PROGRAMMABLE WELDING
CARRIAGE**



LIZARD is a portable, programmable welding carriage designed to produce consistently high-quality welds.

Friction drive and control loop feedback mechanism provides speed stabilization in all positions. The unit enables weld bead geometry that is exact to the required specifications, substantially reducing costly over welding and decreasing filler metal usage.

LIZARD can be programmed in continuous or stitch welding modes. Welder friendly two function buttons enable programming of selected welding patterns and parameters such as weld length, distance between welds, reverse fill, crater fill time and others. LIZARD travels at full speed between stitches, which saves valuable welding time.

APPLICATIONS

- Trailer manufacturing
- Truck tanks
- Oil tanks
- Water storage tanks
- Transformers
- Shipyards
- Any application demanding stitch or a long, continuous fillet weld



A very important optional feature of LIZARD is oscillation attachment to produce weave welds. The unit can identify its connection automatically and configure suitable operating modes. Torch oscillator increases significantly functionality of Lizard welding carriage by allowing it to operate in most out-of-position welding jobs.

CALL **01706 229 490** TO BOOK YOUR DEMONSTRATION NOW OR VISIT **WWW.STEELBEAST.CO.UK**



LIZARD PROGRAMMABLE CARRIAGE APPLICATIONS



Programming device up to 40 welding programs



Angular oscillation



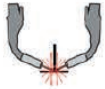
Continuous welding



Stitch welding



Dual Arc Ignition



Dual torch welding



Horizontal speed
0–120 cm/min (0–47.2 in/min)



Vertical speed
0–110 cm/min (0–43.3 in/min)



Min. path convex radius
1500 mm (5 ft)

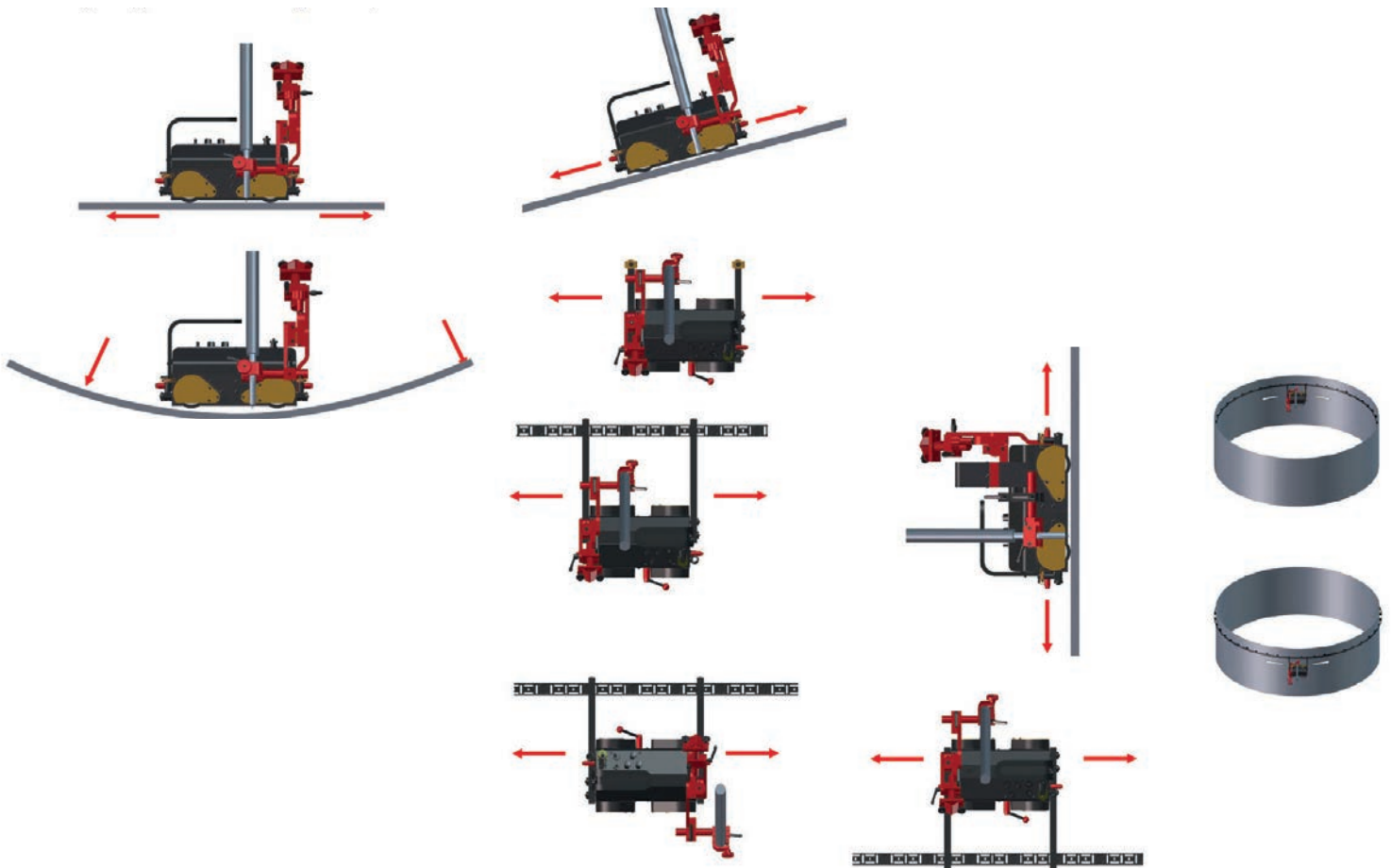


Min. path concave radius
1500 mm (5 ft)



Weight 14 kg (31 lbs)

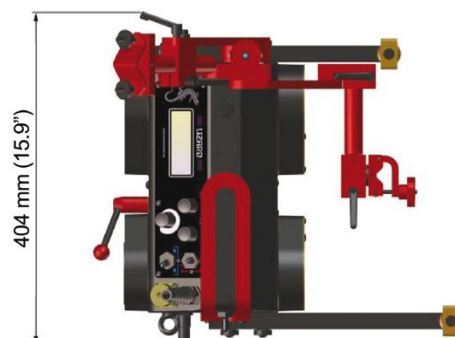
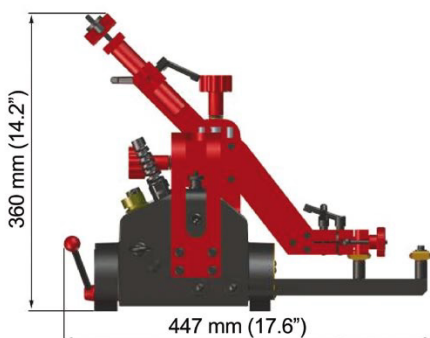
VERSATILITY OF APPLICATIONS INCLUDING OUT-OF-POSITION USE



CALL 01706 229 490 TO BOOK YOUR DEMONSTRATION NOW OR VISIT WWW.STEELBEAST.CO.UK

PRIMARY FEATURES AND BENEFITS

- Compact, lightweight design with durable aluminum cast housing
- Convenient Power Supply 115-230V 50/60Hz
- Positive magnetic traction permits out of position use
- Magnet on/off lever permits easy set up and adjustment on work piece
- Maintenance free 4-wheel drive with worm gear reduction
- Heat resistant silicone wheels
- Quick clamping Torch Holder mechanism for different types of MIG/MAG torches with diameters of 16-22mm (5/8" – 7/8"); optionally up to 35mm (1-3/8")
- Precise torch adjustment with screw drive cross slide
- Multifunctional LCD display and 2 function buttons for welding pattern programming
- Up to 40 complete programs may be stored in non-volatile memory
- Closed loop speed control system stabilizes travel speed to reduce weld defects and costly repair work
- Consistent heat input reduces distortion
- Reduced wasted filler metal – eliminates over welding
- Automatic ARC ON/OFF system initiates welding and travel, simultaneously
- Capable of carrying and controlling 2 torches (without oscillation)
- Self-guiding roller arms eliminate the need for track
- Multi-surface guiding

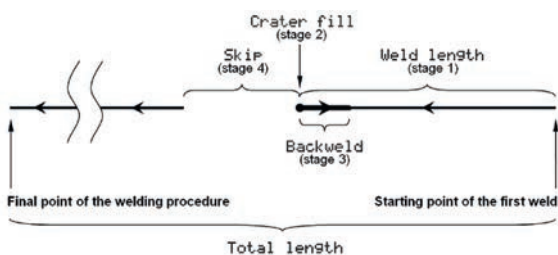


CALL **01706 229 490** TO BOOK YOUR DEMONSTRATION NOW OR VISIT WWW.STEELBEAST.CO.UK

LIZARD - TECHNICAL SPECIFICATIONS

| | |
|--|--|
| Voltage | ~ 115–230 V, 50–60 Hz |
| Power | 25 W |
| Welding positions | |
| horizontal | PA (flat), PB (horizontal vertical), PC (horizontal) |
| vertical | PF (vertical) |
| Minimum path convex radius | 1500 mm (5 ft) |
| Minimum path concave radius | 1500 mm (5 ft) |
| Torch diameter | 16–22 mm (0.63–0.87"); up to 35mm (OPTION) |
| Programming device | Definition and storage of up to 40 welding programs |
| Programmable variables | Carriage speed, weld length, skip, crater fill, backweld, total length |
| Additional settings available with oscillator (OPTION) | Osc. amplitude, Osc. Speed, Osc. Delay 1, Osc. Delay 2 |
| Minimum welding material thickness | 5 mm (0.20") |
| Ground clearance | 5 mm (0.20") |
| Pulling force | |
| horizontal work | 220 N |
| vertical work | 150 N |
| Torch adjustment range | 35 mm (1.38", up-down, left-right) |
| Horizontal speed | 0–120 cm/min (0–47.2 in/min) |
| Vertical speed | 0–110 cm/min (0–43.3 in/min) |
| Automatic stop | End switches at both sides |
| Menu language | English, French, German, Polish, Portuguese, Russian, Spanish |
| Weight 14 kg (31 lbs) | |

PROGRAMMABLE VARIABLES DIAGRAM



1. Operator's panel with control knobs and switches
2. Magnetic adhesion release lever
3. Power supply coupling
4. Weld contact / Arc ignition socket
5. Main Power Switch (0/I)
6. Cable anchor
7. Cross slide assembly
8. Quick clamp torch holder
9. Adjustable guide arm
10. Limit switch

CALL **01706 229 490** TO BOOK YOUR DEMONSTRATION NOW OR VISIT WWW.STEELBEAST.CO.UK



PRW-0476-04-00-00-0
Guide arm assembly with brass roller wheel



Power cord 3m (9,7 ft)



KBL-0466-17-00-00-0
Dual arc ignition cable of 6.5 m (21 ft)



UCW-0476-20-00-00-0 Torch Holder Short Rod Clamp Assembly



UCW-0476-06-00-00-0
Torch Holder Lower Rod Clamp Assembly

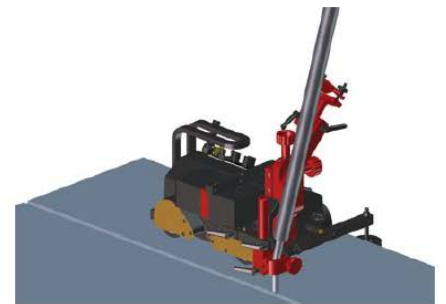
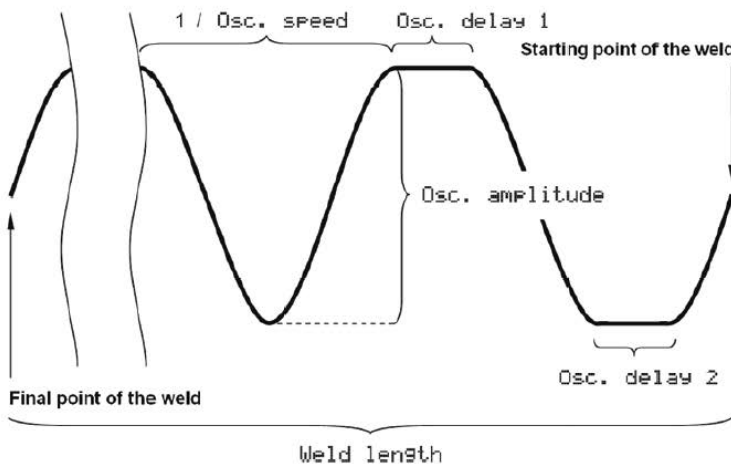
Optional Pendulum Oscillator

The oscillator features precise control of weave width, weave speed and dwell times.



ZSP-0477-10-00-00-0
Oscillator

Oscillator settings diagram



Butt joint welding with oscillator



Fillet Welding with oscillator

| | |
|--|---------------------------|
| Oscillation type | Pendulum (maximum 11°) |
| Oscillation amplitude at r=150 mm (5.9") | 1–30 mm (1–100%) |
| Oscillation speed at oscillation amplitude of 10 mm (0.4") | 7–164 cycles/min (1–100%) |
| Delay time range | 0–5 s |
| Maximum torque | 5 Nm (3.7 lb-ft) |
| Power | 12 W |
| Weight | 2 kg (4 lbs) |

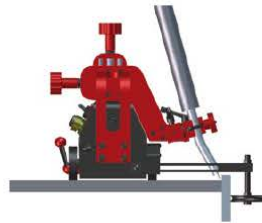
CALL 01706 229 490 TO BOOK YOUR DEMONSTRATION NOW OR VISIT WWW.STEELBEAST.CO.UK

OPTIONAL ACCESSORIES


FOR MULTI-SURFACE GUIDING AND VARIETY OF APPLICATIONS



PRW-0476-21-00-00-0
Edge Following Guide Arms



PRW-0476-22-00-00-0
Adjustable Guide Arms



PRW-0466-50-01-01-0
Flexible track 185cm(6ft) 1 pc



PRW-0476-50-01-00-0
Track following Guide Arms



BLO-0466-50-01-10-0
Magnet block 1pc



WLK-0466-04-10-00-0
Long Rod Clamp



PRW-0476-52-00-00-0
Magnet guide arms



PRD-0466-43-00-00-0
Torch Extension Arm



ZRZ-0466-19-00-00-0
Torch clamp 22-35 mm



PDT-0466-40-00-00-0
Dual Torch Mount



CALL **01706 229 490** TO BOOK YOUR DEMONSTRATION NOW OR VISIT WWW.STEELBEAST.CO.UK