


STEEL BEAST®

GECKO

BATTERY WELDING CARRIAGE

JEI
Solutions
Built for Industry



18V Battery Supply
(110-240 V AC option)



Continuous Welding



Dual Torch Welding



Horizontal Speed
0-110cm/min (0-43.3in/min)



Dual Arc Ignition



Min. Path Convex Radius
1000mm (3,5ft)



Min. Path Concave Radius
1000mm (3,5ft)



Weight 8.6kg (19lbs)

Applications

- Trailer Manufacturing
- Shipyards
- Truck Tanks
- Any application demanding a long, continuous fillet weld
- Oil Tanks
- Water Storage Tanks
- Transformers

The GECKO Battery is a battery-powered welding carriage designed to produce continuous butt and fillet welds using MIG/MAG torches.

4-wheel drive system with magnetic traction and a feedback loop provide speed stabilisation in all welding positions.

Constant, continuous and repeatable travel speed enabled weld bead geometry that is exact to the required specifications, thus reducing costly over welding and substantially decreasing filler metal usage.

18 V DC Battery with a capacity of 5.2 Ah provides energy for 6hrs average operation time.

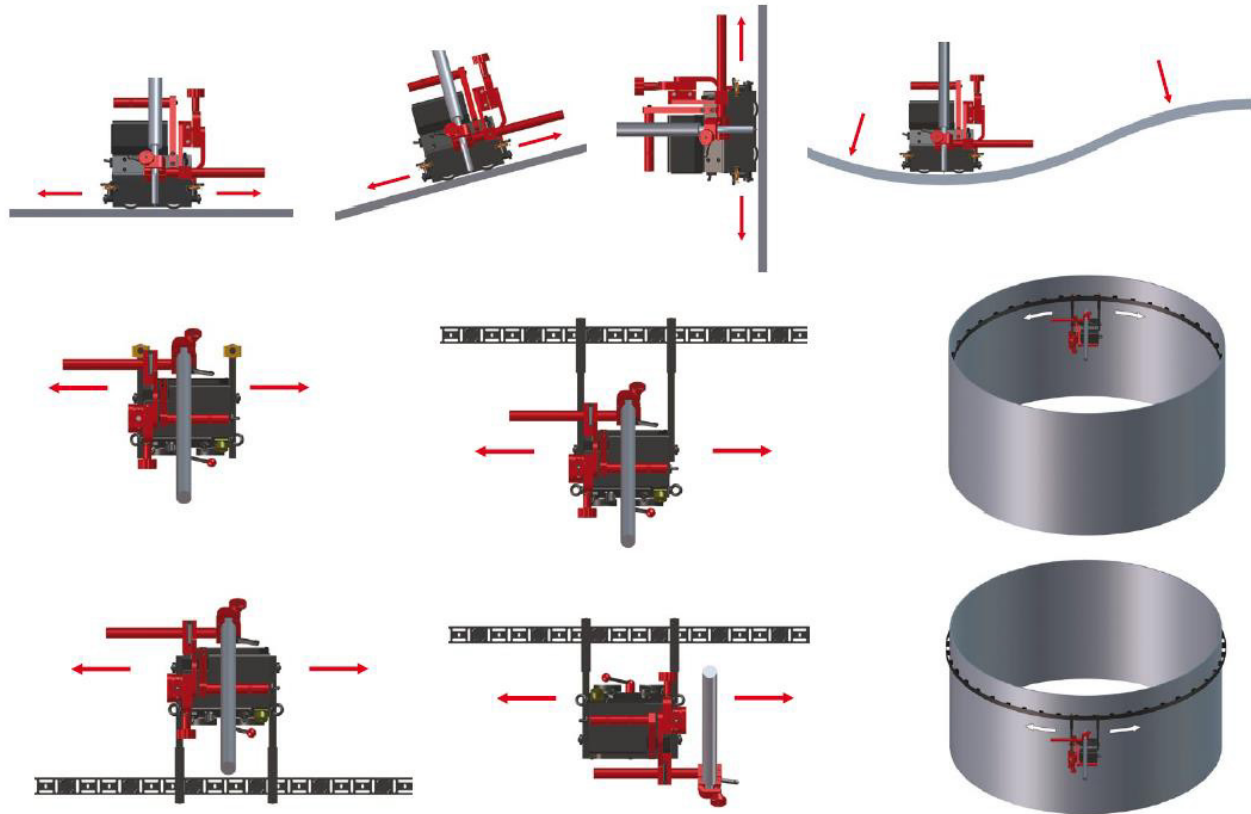
GECKO Battery can also be connected to 110-240V AC mains by means of power supply.



CALL **01706 229 490** TO BOOK YOUR DEMONSTRATION NOW OR VISIT **WWW.STEELBEAST.CO.UK**



VERSATILITY OF APPLICATIONS INCLUDING OUT-OF-POSITION USE



TECHNICAL SPECIFICATIONS

Voltage 18 V DC. 5.2 Ah
 Power.....20 W
 Welding positions
 (according to EN ISO 6947
 and AWS/ASME)
 Minimum path convex radius 1000mm (3.5ft)
 Minimum path concave radius 1000mm (3.5ft)
 Torch typeMIG/MAG
 Torch Diameter 16-22mm (0.63-0.87")
 Maximum torch reach70mm (2.76")

Maximum permitted cable weight
 for horizontal work.....8kg (18lbs)
 Minimum workpiece thickness4mm (0.16")
 Ground clearance4mm (0.16")
 Horizontal pulling force.....150 N
 Cross slide adjustment range.....0-35mm
 (0-1.38" up-down, left right)
 Guide arm adjustment range.....0-100mm (0-3.93")
 Horizontal speed*0-110cm/min (0-43.3in/min)
 Weight8.6kg (19lbs)

*With battery fully charged

CALL **01706 229 490** TO BOOK YOUR DEMONSTRATION NOW OR VISIT WWW.STEELBEAST.CO.UK

PRIMARY FEATURES AND BENEFITS

- Compact, lightweight design with durable aluminium cast housing
- Convenient 18V DC battery supply
- Optional power supply
- Strong magnetic traction permits out of position use
- Magnet on/off lever permits easy set-up and adjustment on work piece
- Maintenance free 4-wheel drive with worm gear reduction
- Heat resistant silicone wheels
- Quick clamping torch holder mechanism for the different types of MIG/MAG torches with diameters of 16-22mm (5/8"-7/8"); optionally up to 35mm (1-3/8")
- Precise torch adjustment with screw drive cross slide
- Multifunctional LED display - presetting of travel speed, units, error codes information
- Closed loop speed control system stabilizes travel speed to reduce weld defects and costly rework
- Consistent heat input reduces distortion
- Reduced wasted filler metal - eliminates over welding
- Automatic arc on/off system initiates welding with travel, simultaneously
- Capable of carrying and controlling two torches
- Self guiding roller arms eliminate the need for track
- Multi-surface guiding
- Improves working environment - removes operator from heat and fumes



Standard accessories



PRW-0466-06-00-00-0
Guide arm assembly with brass roller wheel



AKM-000086
5.2 Ah Battery



KBL-0466-17-00-00-0
Dual arc ignition cable of 6.5m (21ft)



UCW-0466-04-00-00-0
Torch holder long rod clamp assembly

Optional accessories for electric supply



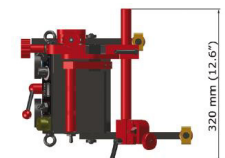
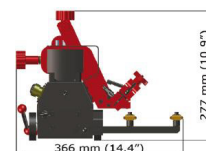
LDW-000006 (220-240 V 50/60 Hz)
LDW-000007 (120 V, 60 Hz)
Battery charger



ZSL-0526-20-00-00-0
Power Supply



Power cord 3m (10ft)
PWD-0466-18-00-00-0 (230 V CEE)
PWD-0466-16-00-00-0 (115 V USA)




CALL **01706 229 490** TO BOOK YOUR DEMONSTRATION NOW OR VISIT WWW.STEELBEAST.CO.UK



OPTIONAL ACCESSORIES FOR MULTI-SURFACE GUIDING AND VARIETY OF APPLICATIONS



PRW-0466-41-00-00-0
Edge following guide arms



PRW-0466-42-00-00-0
Adjustable guide arms




BLO-0466-50-01-10-0
Magnet block 1 pc



PRW-0466-50-01-01-0
Flexible track 185cm (6ft) 1pc



UST-0466-53-00-00-0
Guide adjustment tool to position
the track parallel to the edge



PRW-0466-50-02-00-0
Track following guide arms



ZRZ-0466-19-02-00-0
Torch clamp 22-35mm



PRD-0466-43-02-00-0
Torch extension arm




WLK-0476-20-01-00-0
Short rod clamp



PRW-0466-52-00-00-0
Magnet guide arms



PDT-0466-40-00-00-0
Dual torch mount



BLO-0466-44-01-00-0
Magnet blocks (front)
M5x25



BLO-0466-45-01-00-0
Magnet blocks (back)
M6x25

CALL 01706 229 490 TO BOOK YOUR DEMONSTRATION NOW OR VISIT WWW.STEELBEAST.CO.UK