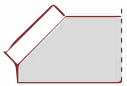


STEELBEAST®

JEI
Solutions
Built for Industry

BM-7

PORTABLE PIPE BEVELLER



Bevel width up to 7 mm



Top beveling



Bevel angles 45°, 30° (optional)




Bevel radius R2, R3, R4 or R5



Arched edge beveling



Min plate thickness 1.5 mm



Countersinking Min. ID 40 mm

Small and lightweight beveling machine for milling plates, pipes and contour profiles.

Perfect solution for radius edge applying to steel sections before painting, to prevent rust build up on sharp edges.

Quick, simple to use beveler that creates a perfect radius (R2, R3, R4 or R5) in just one pass, saving time and money over conventional grinding methods.



Pipe OD beveling



Pipe ID beveling Min. ID 40 mm

CALL 01706 229 490 TO BOOK YOUR DEMONSTRATION NOW OR VISIT WWW.STEELBEAST.CO.UK

WWW.JEIUK.COM

PART NUMBER: BM7

JEI Solutions



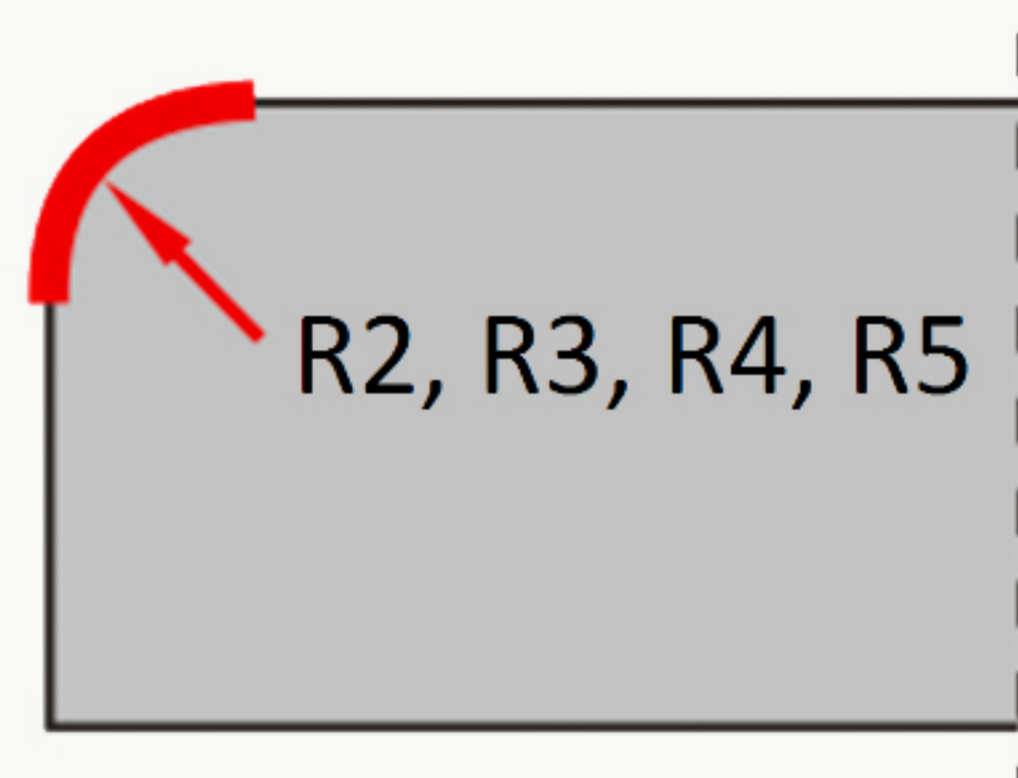
- ✓ Lightweight and compact design
- ✓ Ideal for radius edge bevelling
- ✓ Small overall dimensions
- ✓ Excellent for limited access
- ✓ Continuous bevel width adjustments
- ✓ One single 45 degrees milling head for both radius and V bevels

BEVELLING WITH RADIUS R2, R3,


The current EN 1090 & EN-ISO 12944 Part 2 applications directive demands a soft or radius edge applying to all steel sections before painting, to prevent rust build up on sharp edges.



Creating a perfect radius on material edges prior to painting has crucial implications on lifetime of material cover.



BM-7 CREATES A PERFECT RADIUS (R2, R3, R4 OR R5) ON BOTH STRAIGHT AND CURVED EDGES.




CALL **01706 229 490** TO BOOK YOUR DEMONSTRATION NOW OR VISIT WWW.STEELBEAST.CO.UK

STEELBEAST®

BEVELLING WITH THE BM-7

JEI
Solutions
Built for Industry

BEVELLING WITH RADIUS R2, R3,



PIPE BEVELLING



COUNTERSINKING DOWN TO CA 40 MM



CALL 01706 229 490 TO BOOK YOUR DEMONSTRATION NOW OR VISIT WWW.STEELBEAST.CO.UK

WWW.JEIUK.COM

PART NUMBER: BM-7

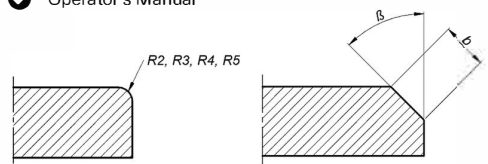
JEI Solutions



BM-7 TECHNICAL SPECIFICATIONS	
Power supply	1~ 110-120 V, 50-60 Hz 1~ 220-240 V, 50-60 Hz
Motor	1080 W
Spindle speed (without load)	6200 rpm
Maximum bevel width (b)	7 mm (0.28")
Bevel angle (β, depending on milling head)	45°; 30° (optional)
Minimal diameter of countersinking	ca 40 mm (1.38")
Rounding edges	R2, R3, R4, R5
Dimensions (L x W x H)	339 mm (13.3") x 135 mm (5.3") x 320 mm (12.6")
Weight (without milling head)	6.1 kg (13.45 lbs)
Product code (220-240 VAC)	BM7/2
Product code (110-120 VAC)	BM7/1

STANDARD SHIPPING SET

- ✓ BM7 beveller including milling head 45° w/o inserts
- ✓ Plastic box
- ✓ Special wrench
- ✓ Torx T15 screwdriver
- ✓ Screw grease (5 g)
- ✓ Operator's Manual



ACCESSORIES, SPARES & CONSUMABLES

Milling head 45° for cutting and radius bevels

BM7CMH45

Insert Screw

BM16RMHS

Milling head 30° for cutting

BM7CMH30

Guiding roller

RLK-0540-08-02-00-0

Cutting insert for steel (4pcs required)

BM7IS

Screw grease (5 g)

BM16-GR

Cutting inserts for aluminum (4pcs required)

BM7IA

Anti-scratch guide sticker

BM7-ASG

Cutting insert R2 (4pcs required)

BM16IR2

Carbon brush for 115 V / 230 V

HM40.2.3.18

Cutting insert R3 (4pcs required)

BM16IR3

Radius positioner (R2, R3, R4, R5)


BM16-RP

Cutting insert R4 (4pcs required)

BM16IR4

Cutting insert R5 (4pcs required)

BM16IR5



CALL 01706 229 490 TO BOOK YOUR DEMONSTRATION NOW OR VISIT WWW.STEELBEAST.CO.UK