

STEELBEAST®

JEI
Solutions
Built for Industry

BM-25 PLATE BEVELING MACHINE.



THE STEELBEAST® BM-25

The BM-25 is an easy to use, portable heavy-duty machine designed for beveling steel plates prior to welding.

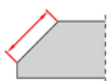
The beveller is equipped with powerful motor and fitted with face milling beveling head, allowing smooth operation and exceptional efficiency.

BM-25 enables milling straight edges up to 25 mm bevel width, whereas variable spindle speed facilitates optimizing cutting conditions. Continuously adjustable milling depth and bevel angle between 0 and 90 require no tooling to change. BM-25 has got a state-of-the-art electronic motor overload module protecting the operator, the machine and the tooling.

The beveller is equipped with guide rollers, which make it easy and light to operate.

FEATURES AND BENEFITS:

- Comfort and ergonomics of work
- Continuously adjustable bevel angle between 0 and 90 degrees
- Single head operates with face milling method
- Maximum 25 mm bevel width (more than one pass could be required)
- Continuous bevel width adjustment
- Powerful electric motor
- Milling head is equipped with 5 pcs of 2-sided indexable cutting inserts
- Electronic speed control between 1800–5850 rpm
- Overload protection



Max bevel width
25 mm



Top beveling



Bevel angles 0° - 90°
15°-75° (recommended)





Min plate
thickness 2 mm

CALL 01706 229 490 TO BOOK YOUR DEMONSTRATION NOW OR VISIT WWW.STEELBEAST.CO.UK






COMFORT AND ERGONOMICS OF WORK:

- Adjustable grip and handle enable comfort of work for both right and left-handers and operators of different heights
- Guide set with rollers can be rotated through 360 degrees
- 2 possible positions of rollers (wide and narrow)
- Each user can individually adjust the position of the grip and handle
- Grip can be rotated through 360 degrees
- The handle can be tilted to the desired angle



CONTINUOUSLY ADJUSTABLE BEVEL ANGLE BETWEEN 0 AND 90 DEGREES:

- One milling head for full range of angles
- No need for separate milling heads for specific angles
- Recommended bevel angle from 15 to 75 degrees



CALL **01706 229 490** TO BOOK YOUR DEMONSTRATION NOW OR VISIT **WWW.STEELBEAST.CO.UK**

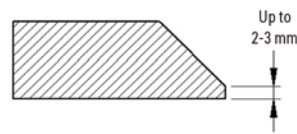
BEVEL WIDTH UP TO 25 MM AT 45 DEGREES:

- Various bevel widths are possible by means of BM-25
- The final results depend on combination of bevel angle and bevel depth



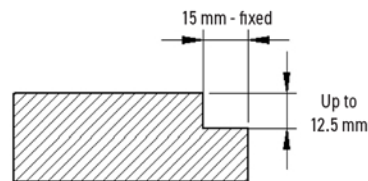
WORK AT 0 DEGREE:

- Facing process to produce a flat surface such as lands/root faces



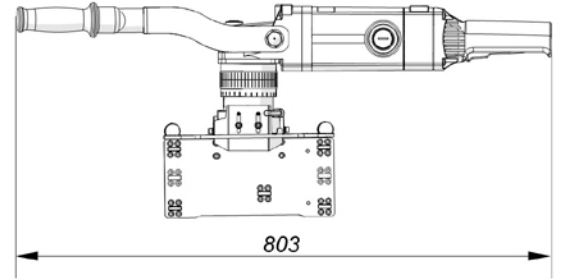
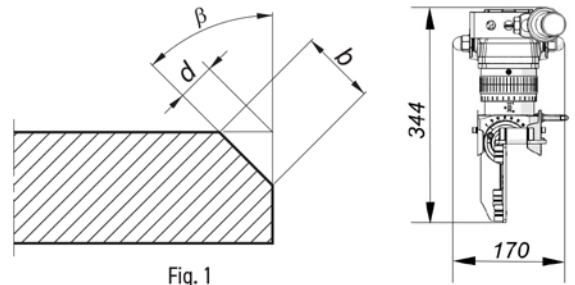
WORK AT 90 DEGREES:

- Cladding and other wear resistant coatings removal
- Lowering of the plate edge height



CALL **01706 229 490** TO BOOK YOUR DEMONSTRATION NOW OR VISIT **WWW.STEELBEAST.CO.UK**

BM-25 TECHNICAL SPECIFICATION	
Voltage	1- 220-240 V, 50-60 Hz
Power	2200 W
Spindle speed (without load)	1800-5850 rpm
Maximum bevel width (b, Fig. 1)	25 mm (1")
Maximum depth of cut (d, Fig. 1)	12,5 mm (1/2")
Bevel angle (β , Fig. 1)	0°-90° 15°-75° (recommended)
Minimum workpiece thickness	2 mm (0.08")
Weight	12,5 kg (27 lb)
Required ambient temperature	0-40°C (34-104°F)
Product Code	UKS-0715-10-20-00-0



STANDARD SHIPPING SET:


- Beveling machine incl. milling head with 5 cutting inserts
- Plastic box
- 3 chip guards (basic, 30°, 45°)
- Grease for screws (5 g, 0.17 oz)
- Drift
- 22 mm flat wrench
- 4 mm hex wrench
- 10 mm hex wrench
- Operator's manual

STANDARD SHIPPING SET:

- GLW-000052 Milling head
- PLY-000756 Cutting insert (sold 10 pcs/box)

BM-25 USES FACE MILLING HEAD THAT FEATURES:

- Less milling resistance
- Less effort for the operator
- Increased range of bevel widths that can be made manually up to 25 mm



Milling head equipped with 5 cutting inserts ready for work

PIPE ATTACHMENT:

Allows external beveling pipes with a diameter of at least 100 mm (4")

Part no. BM25PA



CALL 01706 229 490 TO BOOK YOUR DEMONSTRATION NOW OR VISIT WWW.STEELBEAST.CO.UK

